

CEA
arc welding catalogue

2023

SINCE 1950



WELDING TOGETHER



CEA

arc welding catalogue

2023



www.ceaweld.com

PROUD OF
OUR HISTORY



CEA founded by Ezio Annettoni in 1950, is one of the worldwide leaders for the design and manufacture of Arc and Resistance welding machines and Plasma cutting equipment for the industrial market.

CEA is WELDING TOGETHER. Our mission is to stand side by side our customers, offering the best solutions to their needs in every moment by providing innovative welding and cutting equipment with excellent performances and an outstanding and functional design.

We believe that a sustainable approach with care for the environment and the people that work and weld with us always ensure a better product.

CEA has three divisions:



made in italy
SINCE 1950



CERTIFICATION AND STANDARDS



CEA has its quality management system ISO 9001 certified since 1994.



All CEA products are CE marked, therefore compliant with all EU Directives and Standards. In particular CE marking implies the conformity to the following main Directives:

2014/35/EU (LVD)
2014/30/EU (EMC) - (CISPR 11) A Class.
2011/65/EU (RoHS)
2009/125/EU (Eco-Design)



CEA products have been designed and built according to the following harmonised standards:

IEC 60974-1	EN 60974-1	Welding power sources.
IEC 60974-2	EN 60974-2	Liquid cooling systems.
IEC 60974-3	EN 60974-3	Arc striking and stabilising devices.
IEC 60974-5	EN 60974-5	Wire feeders.
IEC 60974-7	EN 60974-7	Torches.
IEC 60974-10	EN 60974-10	Electromagnetic compatibility (EMC).



6. INTRODUCTION

- 6 A GLOBAL PRESENCE
- 8 CEA GOES GREEN
- 9 ECO DESIGN 2023
- 10 INNOVATION AND TECHNOLOGY
- 11 BRIDGE 4 COMPANIES

64. TIG

- 66 RAINBOW HF
- 68 MATRIX HF
- 72 MATRIX X HF
- 76 MATRIX AC/DC
- 80 MATRIX X AC/DC

105. INDUSTRY 4.0

- 105 INDUSTRY 4.0
- 106 CQM - CEA QUALITY MANAGER
- 108 CWM - CEA WELDER MANAGER
- 109 CEA CALIBRATION SERVICE
- 110 EN 1090

12. MIG/MAG

- 14 ARC CONTROL SOFTWARE
- 15 SPECIAL WELDING PROCESSES
- 16 vision.COLD / vision.ULTRASPEED
- 17 vision.PIPE / vision.POWER
- 18 vision.PULSE-UP / vision.PULSE-RUN
- 19 vision.PULSE-POWER / ECP
- 20 TREO / TREOSTAR / TREOSTAR PULSE
- 22 SMARTCAR / SMARTCAR PULSE
- 24 CONVEX MOBILE / CONVEX MOBILE PULSE
- 26 CONVEX / CONVEX PULSE
- 30 DOGMA / DOGMA PULSE
- 36 MAXI i
- 40 MAXIQ
- 44 Q-YARD
- 48 QUBOX / QUBOX PULSE
- 52 DIGITECH VP2

MIG MAG CONVENTIONAL

- 60 SMARTMIG / COMPACT
- 12 MAXI

84. MMA

- 86 ROCK
- 88 PROJECT 2100
- 89 RAINBOW 180
- 90 MATRIX E

MMA CONVENTIONAL

- 92 ARC - TRIARC
- 93 ARCTRONIC

94. ROBOTICS & AUTOMATION

- 96 30 YEARS ROBOTIC EXPERIENCE
- 97 WELDING & ROBOTICS
- 98 ROBOT SOLUTION - DIGITEC VP2
- 100 COBOT SOLUTION - DIGITEC VP2
- 102 ROBOT TIG DC SOLUTION
- 103 ROBOT TIG AC-DC SOLUTION

112. ACCESSORIES

MIG MAG ACCESSORIES

- 114 WIRE FEEDERS
- 115 WIRE FEEDER ACCESSORIES
- 116 FEEDING ROLLS TABLE
- 118 MIG TORCHES
- 123 WATER COOLERS
- 123 INTERCONNECTING CABLES
- 124 TROLLEYS
- 124 GROUND CABLES
- 125 GAS REDUCERS
- 125 OTHER ACCESSORIES

TIG ACCESSORIES

- 126 TIG TORCHES
- 128 TROLLEYS
- 128 GROUND CABLES
- 128 GAS REDUCERS
- 129 WATER COOLERS
- 129 OTHER ACCESSORIES

MMA ACCESSORIES

- 130 TIG TORCHES WITH BUILT IN VALVE
- 130 OTHER ACCESSORIES

131. GENERAL INFORMATION

- 131 SYMBOL LIST

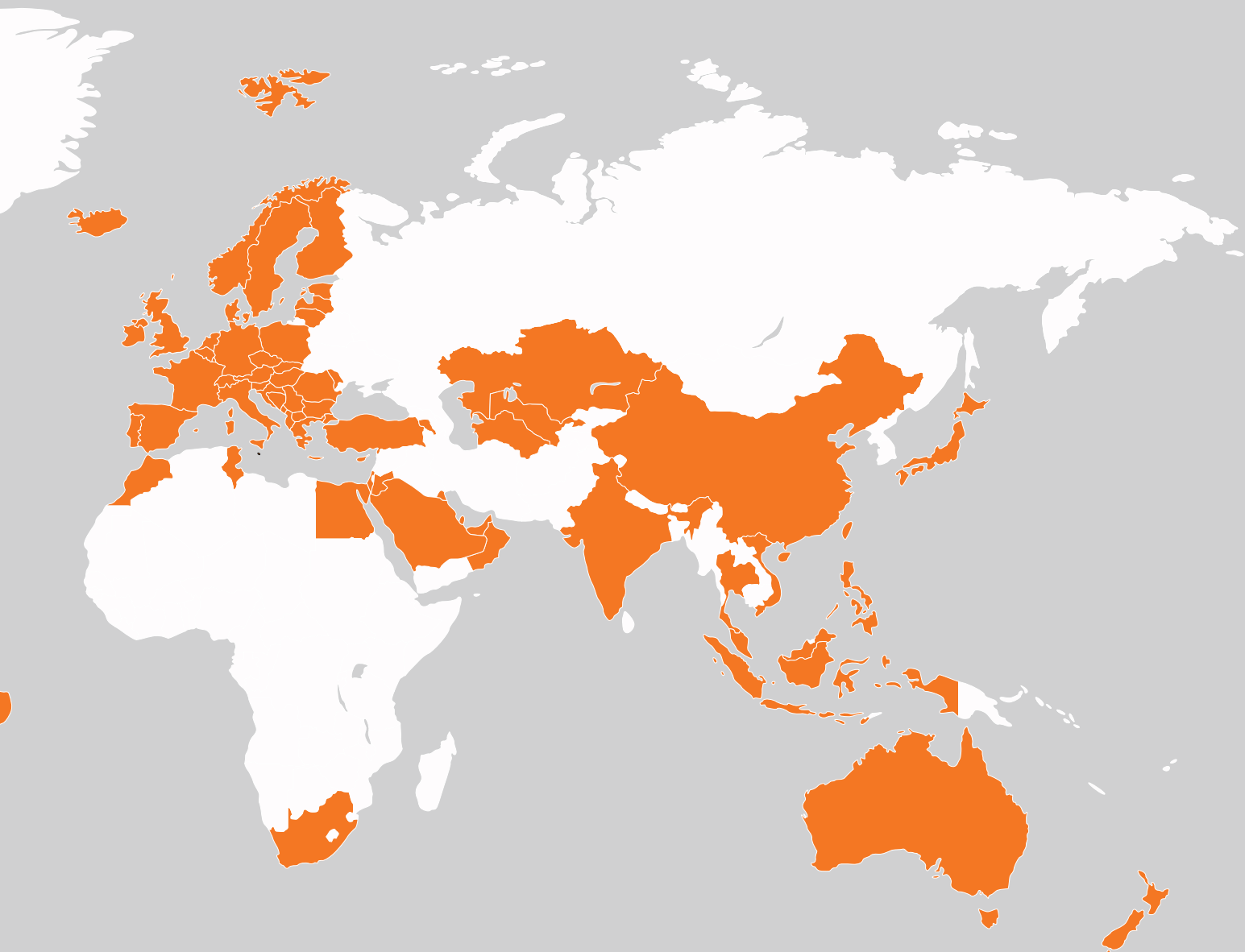


A Global Presence

In over 70 years of history, CEA has built long lasting relationships with distributors and service centres in over 70 countries to satisfy the needs of all markets.

CEA's service centres are highly qualified and constantly updated to ensure a prompt and efficient after sale service.







A sustainable choice for the future

CEA GOES GREEN is not a mere slogan, but the hallmark that highlights the goal to create value for our customers through sustainable and innovative products.

Throughout its history, CEA has always put effort to reduce the environmental footprint of its activities and products thanks to the implementation of strategies to promote more sustainable development.

- Focus on high-efficiency welding processes
- Renewable sources to produce electricity
- Eco-sustainable technologies for industrial production
- Use of recycled materials

Carbon neutral

Thanks to investments in renewable sources, CEA is on path to become carbon neutral; a goal that is partly already been achieved. A photovoltaic system of 350 kWp allows us to produce energy annually for 320 MWh, a value higher than our internal energy consumption, making CEA self-sufficient from an electric energy standpoint.

High efficiency technology

The latest generation inverter technology and the development of new arc control software allows to offer products with efficiencies that fully meet the energy-saving requirements of the ECODSIGN directive. In particular, the use of the new special welding processes „vision.“, enable welding to be carried out more quickly with lower heat input than traditional processes, guaranteeing energy savings often not considered.

CEA GOES GREEN identifies CEA products that meet our sustainability standards.

- Energy-efficient products
- Compliance with regulations for environmental protection.
- Care in the choice of components
- Use of paints with low environmental impact
- Low weights and dimensions for low shipping, disposal and recycling costs
- Use of recycled or recyclable material in all our packaging systems






The new European Directive 2009/125/EC, better known as the ECODESIGN Directive, implements new standards of efficiency and eco-compatibility of welding machines. All CEA products market with the logos CEA GOES GREEN and ECODESIGN meet these requirements and thanks to their high efficiency, they perfectly comply the request of efficiency of the ECODESIGN directive.



Innovation and Technology

Unique for its extensive range, CEA is always ahead in technological innovation, being large resources constantly invested in research and development. Excellent welding characteristics, continuous innovation, reliability, design and care for the industry's needs are the secrets of CEA's growing worldwide success.





Bridge 4 Companies

A COMMON SPIRIT



Welding machines. Robotics. Sawing machines. Metal sheet working. Apparently different sectors and distinct commercial networks, but they share many similarities. The companies that make up **Bridge4Companies** are above all united by the same passion and the same attention to the customer.

B4C is an aggregate of companies linked by the same spirit whose common denominator is the Annettoni family, historical owner and founder of **CEA**.

Through great synergy, **B4C** has been able to create and grow over the years an aggregate of companies that now boasts important numbers.




The 4 companies are: **CEA**, worldwide brand focused on industrial welding and plasma cutting, **TECNOROBOT**, specialized in customised welding robotic systems, **IMET**, bandsaws, circular saws and innovative systems for metal cutting, and **LAMETEC**, metal sheet working.

Bridge4Companies counts more than 250 employees and sales in over 100 countries.

B4C is proof of the 4 companies' great attachment to the territory overlooking the edge of Lake Lecco and along Adda River's course, which, through great passion for their work and continuous research of quality, have managed to assert themselves on all major world markets.

www.bridge4companies.com







MIG MAG

- 14 ARC CONTROL SOFTWARE
 - 15 SPECIAL WELDING PROCESSES
-

- 20 TREO / TREOSTAR / TREOSTAR PULSE
 - 22 SMARTCAR / SMARTCAR PULSE
 - 24 CONVEX MOBILE / CONVEX MOBILE PULSE
 - 26 CONVEX / CONVEX PULSE
 - 30 DOGMA / DOGMA PULSE
 - 36 MAXI i
 - 40 MAXIQ
 - 44 Q-YARD
 - 48 QUBOX / QUBOX PULSE
 - 52 DIGITECH VP2
-

MIG MAG CONVENTIONAL

- 60 SMARTMIG / COMPACT
- 62 MAXI

ARC CONTROL SOFTWARE

VISION.ARC

vision.ARC

vision.COLD
vision.ULTRASPEED
vision.POWER
vision.PIPE

vision.ARC is the innovative arc control which ensures outstanding welding performances with greater wire deposit, higher speed and reduced thermal dilatation.

74 years experience in welding technology allowed CEA to develop this software for controlling arc dynamics and guarantee excellent performances in all MIG-MAG and MIG PULSE situations.

With the vision.ARC, the electric arc is monitored continuously by the microprocessor which manages the welding process in real time: all the parameters are processed and modified in a few microseconds, by the control that

digitally manages the short circuits typical of MIG-MAG welding, keeping the arc stable and precise in spite of any change of the external conditions.

In this way, torch movement, irregularities of parts to be welded and other factors do not influence the final result at all.

Welding process is always under control from arc striking, by Wire Start Control (WSC), to when the arc is interrupted by Burn-Back Control.

vision.ARC is the support basis for special vision.MIG welding software.

VISION.ARC 2

vision.ARC 2

vision.COLD
vision.ULTRASPEED
vision.POWER
vision.PIPE
vision.PULSE-POWER
vision.PULSE-RUN
vision.PULSE-UP

vision.ARC 2 is the evolution of the vision.ARC software for the arc control, developed by CEA to achieve a more perfect and stable arc, together with a superior correction in the control of the welding pulse impulse.

vision.ARC 2 allows the power source control to operate in a more precise and faster way, thus granting an absolute constant arc and a perfect detachment of the droplet, mostly in MIG PULSED and DUAL PULSED.

vision.ARC2, not only supports perfectly all vision.MIG special welding processes, but also it is the software platform, which enabled the development of the new special vision.Pulsed processes.

The main advantages of vision.ARC2 versus the previous version are the following:

- improved arc stability
- optimization of the impulse characteristics
- quick and precise control of the short-circuits, whenever welding with a very short arc
- faster welding speed
- further reduced heat input



vision.PULSE

vision.PULSE

vision.PULSE allows a constantly controlled short arc pulse welding, by optimizing the results of traditional pulse welding.

This enables to reduce the high heat input, typical in pulse welding, with a consequent reduction in distortions, an improvement off the puddle and considerable increase in welding speed too.

dual.PULSE

dual.PULSE

Dual Pulse favours a further reduction in the heat transfer to the workpiece by minimizing its deformation and it produces premium quality aesthetic beads similar to TIG finishing. Dual Pulse is extremely useful when welding aluminium and stainless steel.

SPECIAL WELDING PROCESSES

MIG/MAG WELDING



vision.COLD
for low heat transfer MIG/MAG welding



vision.ULTRASPEED
to weld small and medium thickness at a far higher speed



vision.PIPE
for more accurate welding in pipe first root pass



vision.POWER
to obtain deeper penetration on medium and large thickness material

PULSED MIG WELDING



vision.PULSE-POWER
for a deeper and more flattened welding bead on medium large thickness



vision.PULSE-RUN
for a faster and colder pulse welding



vision.PULSE-UP
for a faster and more precise vertical up welding



vision.COLD

LOW HEAT TRANSFER MIG/MAG WELDING

vision.COLD is an innovative low heat transfer MIG/MAG process, developed by CEA for welding thin thickness lamination sheets and for MIG brazing in all welding positions.

Thanks to supplied synergic programs, vision.COLD allows very high quality welding of thin sheets and its optimized arc ensures no deformation with minimal modification of the metallurgical characteristics of the joints.

vision.COLD software is also an excellent solution for welding open gap joints.

ADVANTAGES

- Welding of high carbon and highly alloyed steel thin sheets
- High speed in welding joints versus traditional short arc MIG/MAG
- Very contained damage to zinc coated layer in Mig Brazing
- Significant reduction of heat input in welding joints with minimal deformation of the workpieces
- Lack of spatters and projections during the short circuit phase
- Vertical up or vertical down welding with perfect edge joints



APPLICATIONS

- Welding of thin thickness laminations with low heat transfer
- Open gap joints in all positions
- MIG brazing with low heat transfer
- Welding of stainless steel



vision.ULTRASPEED

HIGH SPEED MIG/MAG WELDING

vision.ULTRASPEED is an innovative MIG/MAG process developed by CEA for welding steel and non ferrous materials which, thanks to the arc increased magnetic strength and a narrower arc cone, allows a remarkable increase in welding speed.

This process grants an inferior overheating of the base material with less shrinkage tension and consequently less workpiece reworking and finishing job.

vision.ULTRASPEED allows to replace short-arc and mixed-arc MIG/MAG with a remarkable increase in the welding job completion.

ADVANTAGES

- Very high welding speed
- Welding of medium thickness carbon steel, stainless and aluminium
- Narrower welding beads with less filler material and shielding gas
- Reduction of heat input in the welding puddle
- Lack of spatters and projections in wire deposition



APPLICATIONS

- Light and medium fabrication work
- Manufacture of mild and stainless steel and aluminium
- Automotive industry
- Petrochemical industry
- Food industry
- Railway wagon manufacturing
- Small medium size tank and container construction



vision.PIPE

PIPE FIRST ROOT PASS AND OPEN GAP MIG/MAG WELDING

vision.PIPE is the innovative MIG/MAG process developed by CEA for first root pass whenever butt-joining pipes in all positions. The supplied vision.PIPE synergic programs grant extremely high quality performance with an optimized arc for welding pipes in a precise and safe way also whenever having to deal with larger size open gap joints. vision.PIPE process enables to replace MMA and TIG processes with a far shorter welding time. vision.PIPE package is also an ideal solution for welding laminations with open gap joints.

ADVANTAGES

- Perfect and safe welding in first root pass
- Far higher welding performance speed versus TIG & MMA processes
- Precise arc control in welding pipes and laminations with any thickness and in all positions
- Significant reduction of heat input in welding joints
- Possibility of first root pass welding without any backing
- Less care in edge beveling preparation prior to welding
- Easy welding process, easy to learn and use
- No longer obligation of employing highly qualified personnel as imposed by TIG and MMA processes
- Welding process continuity
- Vertical up or vertical down welding with perfect edge joints

APPLICATIONS

- Pipe first root pass
- Welding open gap laminations on all positions.



vision.POWER

HIGH PENETRATION MIG/MAG WELDING

vision.POWER is the innovative MIG/MAG process developed by CEA for welding medium large thickness steel and non ferrous materials (aluminium, copper, etc.), whenever high penetration is required. By means of this special welding process, the arc cone becomes narrower, therefore its pressure is concentrated on a smaller area of the workpiece, thus heavily increasing the penetration. vision.POWER more concentrated arc is ideal for fillet welding and to enter into very narrow joints requiring a very long stick-out. vision.POWER enables to replace MIG/MAG spray arc welding with a remarkable increase in penetration and faster welding execution too.

ADVANTAGES

- Deeper penetration at same welding current being used
- Far higher welding speed versus spray-arc MIG/MAG process
- Less consumption of filler material and shielded gas
- Heat transfer heavy reduction to eliminate hot cracking in the workpiece material
- Less welding passes thanks to reduced angle sizes in the edge beveling
- Far less risk of different solid material inclusion into the welding bead
- Lack of porosity and blow holes
- No filler material overdepositing in butt joints
- Total lack of spatters and metallic projections

APPLICATIONS

- Medium and heavy fabrication work
- Mild steel, stainless large erection works
- Ideal for welding in narrow gaps, where longer stick out is necessary
- "T" fillet welding





vision.PULSE-UP

VERTICAL UP PULSED WELDING

vision.PULSE-UP is the newly developed special process dedicated to vertical up welding. Thanks to the fine-tuned and well-balanced combination between MIG Pulse and a special MIG process it is now possible to effect this type of welding in an easy and economical way too, with a far greater travel speed if compared to the traditional and typical triangular welding up technique, the so called "Christmas tree". By using vision.PULSE-UP special process, MIG Pulse grants the perfect melting of the material without any spatter or shortcircuits, whilst MIG process, thanks to its low heat input, allows to properly solidify and smoothly shape deposited material. Final result consists of a narrower, well-dimensioned and defect-free bead.


ADVANTAGES

- Faster welding speed and excellent performances in vertical up
- Straightforward welding instead of the "Christmas tree" technique
- Perfect melting of the top edge
- Low heat transfer on low thickness material
- Faster welding speed versus TIG welding for first root passes

APPLICATIONS

- Vertical up welding of all metals
- Positional welding of medium-small thickness material
- Large gap joint welding
- MIG brazing with low heat transfer
- Stainless steel welding

UP TO
40%
FASTER



vision.PULSE-RUN

HIGH SPEED PULSED WELDING

vision.PULSE-RUN is the new special process appositely conceived in order to combine the advantages of pulse welding together with a faster travel speed while welding alloyed or low alloyed steel and aluminium. The fine-tuned and well-balanced combination between MIG Pulse and vision.ULTRASPEED processes now enables to greatly increase welding job completion, while maintaining unchanged both aesthetic and metallurgical characteristics of pulse welding. By using vision.PULSE-RUN special process, MIG Pulse grants the perfect melting of the material without any spatter or shortcircuits, whilst the combined use of vision.ULTRASPEED allows to reduce the heat input and to increase welding speed, thus resulting into a well-dimensioned defect-free bead obtained in a far quicker time versus traditional pulse welding.

ADVANTAGES

- Faster welding speed (40% more versus traditional MIG pulse)
- Better control of the puddle at high speed welding
- Low heat transfer to the workpiece
- Better penetration

APPLICATIONS

- Steel, stainless and aluminium component welding
- Fabrication work
- Steel erection
- Petrochemical
- Food industry
- Railway wagon manufacture
- Small dimension tanks and containers





vision.PULSE-POWER

HIGH PENETRATION PULSED WELDING

vision.PULSE-POWER is the new special process developed for welding medium-large thickness steel and non-ferrous materials, whenever high penetration, coupled with a very smooth bead, is required.

The fine-tuned and well-balanced combination between MIG Pulse and vision.POWER processes now allows to perform the welding operation in a simple and quick way with a substantial reduction of any melting defects in the puddle and even the heat affected area is greatly reduced to the minimum.

By utilizing vision.PULSE-POWER special process, MIG Pulse grants the perfect melting of the material without any spatter or short circuits, whilst vision.POWER favours a greater penetration and an increase in the welding speed, coupled with a minor heat input and an easier control on the deposited material.

The result is a very smooth, well-penetrated and defect-free bead.

Besides, by using this new process, the operator will be able to simply weld straightforward, i.e. without any torch manipulation at all.

ADVANTAGES

- Deeper penetration
- Wide and smoothly shaped welding bead
- Faster welding speed
- Low heat transfer and less deformation of the workpiece material
- No undercut at all and improved edge finishing
- Straightforward welding technique without any torch manipulation
- Less consumption of both filler materials and shielding gas
- Less fume emission

APPLICATIONS

- Positional welding of medium large thickness material
- "T" fillet welding
- Medium and large fabrication work
- Heavy duty truck and vehicle manufacture
- Shipyards
- Railway wagon fabrication
- Large size tank and container manufacture



SPECIAL WELDING CURVES



EXTRA CURVE PACKAGE

E.C.P. is the acronym for EXTRA CURVE PACKAGE and it is a MIG special package created by CEA's welding experience in real welding scenario. This interesting solution makes available a group of additional synergic programs not included in CEA MIG synergic standard equipments. Thanks to E.C.P. it is possible to take advantage of dedicated curves for your special application and wires.



TREO / TREOSTAR / TREOSTAR PULSE

WELDING PERFORMANCE OVER THE EXPECTATION



TREO / TREOSTAR



TREOSTAR PULSE

TREO and **TREOSTAR** are high performance multiprocess (MIG/MAG, MMA and TIG "Lift") single phase synergic inverter equipment.

TREOSTAR PULSE additionally enables to weld also with PULSE and DUAL PULSE.

TREO, with a simpler interface and **TREOSTAR** both offer high quality welding characteristics on all materials and mostly on stainless steel, aluminium and zinc coated steel, by really minimizing any reworking job caused by spatters.

Versatile, light, easy-to-carry and user friendly, **TREO** and **TREOSTAR** power sources, because of their high technological conception, are unique in any external and internal maintenance application, car body repair, agriculture and light fabrication work.



- Multi-process synergic equipment
- High welding performance
- Great flexibility in use and portability

TREO / TREOSTAR / TREOSTAR PULSE FEATURES

- Digital control of the welding parameters with synergic curves preset according to used type of material, gas and wire diameter
- User friendly and easy-to-use selection and recalling of the parameters and welding programs
- Built-in polarity changeover facility for most common gas and gasless wires
- Control rack protection cover
- Smart "PROGRAM" key for quickly selecting any program
- Professional wire feeding mechanism with Ø 37 mm large rolls
- Double groove rolls replaceable without any tool
- "Energy saving" function to operate the power source cooling fan only when necessary (Treostar / Treostar Pulse)
- Possibility of using Ø 300 mm coils by means of the Retrofit Kit (optional)



TREOSTAR / TREOSTAR PULSE



TECHNICAL DATA		TREO 181			TREOSTAR 1800			TREOSTAR 2000 PULSE		
		MIG/MAG	TIG	MMA	MIG/MAG	TIG	MMA	MIG/MAG	TIG	MMA
Single phase input 50/60 Hz	V +10% -10%		230		230		230		230	
Input Power @ I ^p Max	KVA	8,2	6,4	7,4	8,3	6,3	7,8	10	6,3	7,8
Delayed Fuse (I eff)	A		16			16			16	
Power Factor / cos ϕ			0,67/0,99		0,63/0,99		0,64/0,99			
Efficiency Degree			0,82		0,80		0,80			
Open circuit voltage	V		80		60		60			
Current range	A	15 - 180	10 - 180	10 - 160	10 - 175	5 - 175	10 - 175	10 - 200	5 - 175	10 - 175
Duty cycle at (40°C)	A 100 %	75	75	75	100	100	90	100	100	90
	A 60 %	100	100	100	115	115	110	115	115	110
	A X %	180 (15%)	180 (15%)	150 (15%)	175 (20%)	175 (20%)	175 (10%)	200 (15%)	175 (20%)	175 (10%)
Wires	Ø mm	0,6 - 1,2	-	-	0,6 - 1,2	-	-	0,6 - 1,2	-	-
Coil	Ø mm	200max (300*)	-	-	200max (300*)	-	-	200max (300*)	-	-
Standards					EN 60974-1 • EN 60974-5 • EN 60974-10- [S]					
Protection Class	IP		23 S		23 S		23 S		23 S	
Dimensions (L x W x H)	mm		500 X 220 X 425		500 X 220 X 425		500 X 220 X 425		500 X 220 X 425	
Weight	Kg		14,5		16		16		16	

* optional



031162 + 420430 - Retrofit kit adaptor for Ø 300 mm wire spool kg 15



234929 - Trolley VT 101 for power source and cylinder



TREO 181



TREOSTAR / TREOSTAR PULSE

ORDER INFORMATION

CODE	DESCRIPTION	TREO 181	TREOSTAR 1800	TREOSTAR 2000 PULSE
POWER SOURCES WITH TORCH				
003852	Power Source TREO 181 230V-1 ph for Ø 200 mm wire spool; interchangeable polarity; complete with: C 15 3m CEA torch, 16 mm ² / 3 m Ground cable and rolls for wire Ø 0,6÷0,8 mm	●		
003867	Power Source TREOSTAR 1800 230V-1 ph for Ø 200 mm wire spool; interchangeable polarity; complete with: C 15 3m CEA torch, 16 mm ² / 3 m Ground cable and rolls for wire Ø 0,6÷0,8 mm		●	
003876	Power Source TREOSTAR 2000 PULSE 230V-1 ph for Ø 200 mm wire spool; interchangeable polarity; complete with: C 25 3m CEA torch, 16 mm ² / 3 m Ground cable and roll for wire Ø 0,6÷0,8 mm			●
POWER SOURCES WITHOUT TORCH				
003851	Power Source TREO 181 230V-1 ph for Ø 200 mm wire spool; interchangeable polarity; 16 mm ² / 3 m Ground cable and rolls for wire Ø 0,6÷0,8 mm	●		
003865	Power Source TREOSTAR 1800 230V-1 ph for Ø 200 mm wire spool; interchangeable polarity; 16 mm ² / 3 m Ground cable and rolls for wire Ø 0,6÷0,8 mm		●	
003875	Power Source TREOSTAR 2000 PULSE 230V-1 ph for Ø 200 mm wire spool; interchangeable polarity; 16 mm ² / 3 m Ground cable and rolls for wire Ø 0,6÷0,8 mm			●
ALUMINIUM KIT				
031145	Aluminium Welding Kit for C 25 3m composed by Carbon-Teflon Liner - 1 roll for wire Ø 0.8-1.0			
MIG MAG WELDING TORCHES				
020458	CEA Torch CX 251/3 3 m wire Ø 0.6÷1.0 CO2 260A @60% / Mix 200A @60%			
020459	CEA Torch CX 251/4 4 m wire Ø 0.6÷1.0 CO2 260A @60% / Mix 200A @60%			
020421	CEA Torch C 25/3 3 m wire Ø 0.6÷1.0			
TIG TORCH WITH BUILT-IN GAS VALVE FOR TOUCH-START TECHNIQUE (For other torches see mig/mag torches)				
020558	Torch RTX 17.4 4 m - 140 A 35%			
TROLLEY				
234929	Trolley VT 101 for power source and cylinder			
GAS REDUCERS				
020855	Reducer with 2 manometers	●	●	●
RETROFIT FOR Ø 300 MM WIRE SPOOL				
031162	Retrofit kit adaptor for Ø 300 mm wire spool			
420430	Complete spool cover			
236590	Metallic spool adaptor			
OTHER OPTION[S]				
460281	3+2 m 16 mm ² cables with electrodeholder pincer, ground clamp and 50mm ² connections brush/hammer - shield with lens			
201752	Kit of 2 male 50 mm ² safety connections			
TREO 181	Suggested air cooled version with torch	●		
TREOSTAR 1800	Suggested air cooled version with torch		●	
TREOSTAR 2000 PULSE	Suggested air cooled version with torch			●



SMARTCAR / SMARTCAR PULSE

SPECIAL DESIGN FOR AN INNOVATIVE COMPACT EQUIPMENT



SMARTCAR



SMARTCAR PULSE

SMARTCAR are a new multiprocess synergic power sources for welding in MIG/MAG, MMA and TIG with "Lift" mode characterised by an innovative user-friendly design.

SMARTCAR combine ergonomics and ease of use with an incredible welding quality with a precise and stable arc in all situations, which makes them perfect for all qualified welding applications, especially in metal sheet working, car body repair sector, agriculture and maintenance.

SMARTCAR PULSE because of its additional Pulse and Dual Pulse function, grants high quality performance on all materials and in particular on stainless steel, zinc coated and aluminium, by greatly minimizing any reworking job cause by spatters.

NEW



- Innovative smart design
- New ergonomic level
- Excellent welding quality

SMARTCAR / SMARTCAR PULSE FEATURES

- Wire spool holder and feeding assembly placed in the upper part of the generator in an ergonomic position
- Digital control with synergic curves preset according to used type of material, gas and wire.
- Easy-to-use selection and recalling of the parameters and welding programs
- Interface panel duly protect by a cover
- Lodging for wire spools up to Ø 300 mm
- Inspection window in the spool cover
- Professional double groove feeding mechanism with 4 rolls of large diameter
- "Energy saving" function to operate the power source cooling fan only when necessary

SPECIAL WELDING PROCESS

Standard included in SMARTCAR 271 - 275 PULSE



vision.COLD
To weld thickness laminations with low heat transfer



TECHNICAL DATA		SMARTCAR 201 - SMARTCAR 205 PULSE			SMARTCAR 271 - SMARTCAR 275 PULSE		
		MIG/MAG	TIG	MMA	MIG/MAG	TIG	MMA
Single phase input 50/60 Hz	V +10% -10%		230		-	-	-
Three phase input 50/60 Hz	V +10% -10%	-	-	-		400	
Input Power @ I ² Max	kVA	10	6,3	7,1	11	8,5	11
Delayed Fuse (I _{eff})	A		16		16	10	16
Power Factor / cos φ		0,64/0,99	0,64/0,99	0,64/0,99	0,74/0,99	0,69/0,99	0,77/0,99
Efficiency Degree			0,80			0,89	
Open circuit voltage	V	60	60	60	60	60	60
Current range	A	10 - 200	5 - 175	10 - 175	10 - 270	5 - 270	10 - 270
Duty cycle at (40°C)	A 100 %	100	100	90	180	180	180
	A 60 %	115	115	110	200	200	200
	A X %	200 (15%)	175 (20%)	175 (10%)	270 (30%)	250 (35%)	250 (35%)
Wires	Ø mm	0,6 - 1,2	-	-	0,6 - 1,2	-	-
Coil	Ø mm	300	-	-	300	-	-
Standards		EN 60974-1 • EN 60974-5 • EN 60974-10- [S]					
Protection Class	IP	23 S			23 S		
Dimensions (L x W x H)	mm	960 x 420 x 385			960 x 420 x 385		
Weight	Kg	42			47		



Professional double groove feeding mechanism with 4 rolls



ORDER INFORMATION

CODE	DESCRIPTION	SMARTCAR			
		201	205 PULSE	271	275 PULSE
POWER SOURCES					
007251	Power Source SMARTCAR 201 230V-1 ph 4 rolls for Ø 300 mm wire spool	●			
007253	Power Source SMARTCAR 205 PULSE 230V-1 ph 4 rolls for Ø 300 mm wire spool		●		
007260	Power Source SMARTCAR 271 400V-3 ph 4 rolls for Ø 300 mm wire spool (*)			●	
007265	Power Source SMARTCAR 275 PULSE 400V-3 ph 4 rolls for Ø 300 mm wire spool (*)				●
(*) Vision.COLD process and ECP integrated as a standard in the SMARTCAR 271 and 275 Pulse					
All SMARTCAR are supplied with 4 rolls for wire Ø 0,8 ÷ 1,0 mm					
MIG MAG WELDING TORCHES					
020458	CEA Torch CX 251/3 3m - wire: Ø 0,6 ÷ 1,0 C02 260A @60% / Mix 200A @60%	●	●	●	●
020459	CEA Torch CX 251/4 4m - wire: Ø 0,6 ÷ 1,0 C02 260A @60% / Mix 200A @60%				
For other torches see mig/mag torches					
TIG TORCH WITH BUILT-IN GAS VALVE FOR TOUCH-START TECHNIQUE					
020568	Torch RTA 26.44 m - 180 A 35% (suitable for 50 / 70 mm ² safety connections)				
GROUND CABLES					
239601	35 mm ² / 4 m Ground cable with clamp	●	●	●	●
GAS REDUCERS					
020855	Reducer with 2 manometers	●	●	●	●
OTHER OPTION[S]					
236590	Metallic spool adaptor				
460292	4+3 m 35 mm ² cables with electrodeholder pincer, ground clamp and 50mm ² safety connections - brush/hammer - shield with lens				
	SMARTCAR 201 Suggested air cooled version with torch	●			
	SMARTCAR 205 PULSE Suggested air cooled version with torch		●		
	SMARTCAR 271 Suggested air cooled version with torch			●	
	SMARTCAR 275 PULSE Suggested air cooled version with torch				●



CONVEX MOBILE / CONVEX MOBILE PULSE

THE ALLROUNDER THAT EXCEED YOUR WELDING LIMITS



CONVEX MOBILE



CONVEX MOBILE PULSE

Powerful welding equipment in the size of just one wire feeder unit: this is the main peculiarity of **CONVEX MOBILE** series, innovative multiprocess synergic power sources for welding in MIG/MAG, MMA and TIG with "Lift" mode.

Versatile, easy-to-carry and user friendly, **CONVEX MOBILE** equipment are greatly appreciated, also thanks to their high technological conception, anywhere high quality welding is required and are ideal for on-site work, maintenance job, car body repair and light fabrication work.

CONVEX MOBILE PULSE, because of its additional Pulse and Dual Pulse processes, grants high quality performance on all materials and particularly on stainless steel, zinc coated and aluminium, by greatly minimizing any reworking job caused by spatters.

CONVEX MOBILE 201 and **205 PULSE**, with single phase input power, have PFC facility which optimizes the amount of energy consumption by allowing their use, at maximum power, on 16 A fuse mains and with power generator sets without any problems.



- Ultra-compact, light and powerful
- Excellent welding performance
- Multi-process and synergic control

CONVEX MOBILE / CONVEX MOBILE PULSE FEATURES

- Digital control with synergic curves preset according to used type of material, gas and wire
- User friendly and easy-to-use parameters' and welding programs' selection and recalling
- Built-in polarity changeover feature for most common gas and gasless wires
- Suitable for Ø 300 mm wire spools
- Professional double groove feeding mechanism with 4 rolls of Ø 37 mm.
- "Energy saving" function to operate the power source cooling fan only when necessary
- Initial and final crater control
- Possibility to use Up/Down torches



TECHNICAL DATA		CONVEX MOBILE 201 / CONVEX MOBILE 205 PULSE			CONVEX MOBILE 251 / CONVEX MOBILE 255 PULSE		
		MIG/MAG	TIG	MMA	MIG/MAG	TIG	MMA
Single phase input 50/60 Hz	V +15% -15%		230		-	-	-
Three phase input 50/60 Hz	V +15% -15%	-	-	-		400	
Input Power @ I ² Max	kVA	6	4,6	7,1	10	8,5	11
Delayed Fuse (I _{eff})	A	16	16	16	16	10	16
Power Factor / cos φ		0,95/0,99	0,95/0,99	0,95/0,99	0,74/0,99	0,69/0,99	0,77/0,99
Efficiency Degree			0,84			0,89	
Open circuit voltage	V	45	45	45	60	60	60
Current range	A	10 - 200	5 - 200	10 - 200	10 - 250	5 - 250	10 - 250
Duty cycle at (40°C)	A 100 %	105	105	105	180	180	180
	A 60 %	140	140	140	200	200	200
	A X %	200 (25%)	200 (25%)	200 (25%)	250 (35%)	250 (35%)	250 (35%)
Wires	∅ mm	0,6 - 1,2	-	-	0,6 - 1,2	-	-
Coil	∅ mm	300	-	-	300	-	-
Standards		EN 60974-1 • EN 60974-5 • EN 60974-10- [S]					
Protection Class	IP	23 S			23 S		
Dimensions (L x W x H)	mm	650 x 300 x 388			650 x 300 x 388		
Weight	Kg	20			21		



Professional double groove feeding mechanism with 4 rolls



CT 401 gas cylinder trolley with watercooling and storage only for CONVEX MOBILE 3PH



SPECIAL WELDING PROCESS

Standard included in
CONVEX MOBILE 205 PULSE
CONVEX MOBILE 251
CONVEX MOBILE 255 PULSE



vision.COLD
To weld thickness laminations with low heat transfer

ORDER INFORMATION

CODE	DESCRIPTION	CONVEX MOBILE					
		201 AIR	205 PULSE AIR	251 AIR	251 WATER	255 PULSE AIR	255 PULSE WATER
POWER SOURCES							
005000	Power Source CONVEX MOBILE 201 230V-1 ph for ∅ 300 mm wire spool	●					
005005	Power Source CONVEX MOBILE 205 PULSE 230V-1 ph for ∅ 300 mm wire spool (*)		●				
004785	Power Source CONVEX MOBILE 251 400V-3 ph for ∅ 300 mm wire spool (*)			●	≈		
004780	Power Source CONVEX MOBILE 255 PULSE 400V-3 ph for ∅ 300 mm wire spool (*)					●	≈
(*) vision.COLD process and ECP integrated as a standard							
ALUMINIUM ROLL KIT							
030866	Aluminium Kit of Single grooved TWIN rolls (∅: 1,0)						
030867	Aluminium Kit of Single grooved TWIN rolls (∅: 1,2)						
MIG MAG WELDING TORCHES							
020458	CEA Torch CX 251/3 3 m wire ∅ 0.6÷1.2 CO2 260A @60% / Mix 200A @60%	●	●	●	●	●	●
020472	CEA Torch CXH 302/4 4 m wire ∅ 0.8÷1.2 water cooled CO2 300A @100% / Mix 250A @100%				≈		≈
For other torches see mig/mag torches							
TIG TORCH WITH BUILT-IN GAS VALVE FOR TOUCH-START TECHNIQUE							
020568	Torch RTA 26.44 m - 180 A 35% (suitable for 50 / 70 mm ² safety connections)						
WATER COOLING							
032098	Water cooling equipment HR 32 400 V				≈		≈
402275A	Cea CL-1100 cooling liquid - 5 l Tank				≈		≈
TROLLEY							
234931	Trolley CT 401 for power source and cylinder	●	●	●	≈	●	≈
449478	Adaptor support plate for CONVEX MOBILE mounted on CT 401	●	●	●	≈	●	≈
344013	Accessory BOX kit (to be ordered only with HR 32/30)						
031007	WK 2 extra-large wheels kit						
GROUND CABLES							
239601	35 mm ² / 4 m Ground cable with clamp	●	●	●	≈	●	≈
GAS REDUCERS							
020855	Reducer with 2 manometers	●	●	●	≈	●	≈
020916	Reducer with flowmeter and 1 manometer						
OTHER OPTION[S]							
460292	4+3 m 35 mm ² cables with electrodeholder pincer, ground clamp, 50mm ² safety connections, brush/hammer shield with lens				≈		
236590	Metallic spool adaptor						
201752	Kit of 2 male 50 mm ² safety connections						
CONVEX MOBILE 201	Suggested air cooled version with torch	●					
CONVEX MOBILE 205 Pulse	Suggested air cooled version with torch		●				
CONVEX MOBILE 251	Suggested air cooled version with torch			●			
CONVEX MOBILE 251	Suggested water cooled version with torch				≈		
CONVEX MOBILE 255 Pulse	Suggested air cooled version with torch					●	
CONVEX MOBILE 255 Pulse	Suggested water cooled version with torch						≈



CONVEX / CONVEX PULSE

GREAT WELDING EQUIPMENT FOR PROFESSIONAL WELDERS



CONVEX



CONVEX PULSE

CONVEX and **CONVEX PULSE** are multiprocess compact power sources for welding in MIG/MAG, MMA and TIG with "Lift" mode. Technologically ahead, robust and easy-to-use, they offer excellent quality welding in MIG/MAG and, only for CONVEX PULSE models, also in PULSED MIG and in DUAL PULSE.

The **CONVEX** and **CONVEX PULSE** equipment allow also less experienced operators to easily adjust all welding parameters in an intuitive way. Once the wished program is selected, the welding control automatically determines the best parameters based on the material type, wire diameter and gas.

These power sources represent the best choice in all industrial fields for all qualified applications requiring high precision and repeatability of the welding results especially in light fabrication work and car body repair.




- Simple, powerful and compact
- Multi-process with great performance
- Special mig welding process possibility



CONVEX / CONVEX PULSE FEATURES

- Multiprocess power sources: MMA - TIG LIFT - MIG/MAG Synergic & Manual and for CONVEX PULSE: PULSED MIG and DUAL PULSE
- Digital control of the welding parameters with preset synergic curves
- Smart PROGRAM key for quickly selecting any program
- Lodging for wire spools up to Ø 300 mm
- Feeding mechanism with 4 rolls of large diameter for a precise and constant wire driving
- Double groove rolls replaceable without any tool
- "Energy saving" function to operate the power source cooling fan and torch water cooling only when necessary
- Excellent arc striking always precise and efficient
- Ability to partially or totally lock the equipment with access key by password
- Control rack protection cover
- Initial and final crater control



BURN-BACK CONTROL

At the end of each weld, in any condition and with any metal, the digital control ensures a perfect wire cut thus avoiding the formation of the typical "wire globule" by ensuring the subsequent best arc striking.




WSC - WIRE START CONTROL

WSC wire start control prevents any possible wire sticking to the workpiece or torch nozzle, by always ensuring a precise and "soft" arc striking.

DUAL-PULSED (CONVEX PULSE)

Dual Pulse favours a further reduction in the heat transfer to the workpiece by minimizing its deformation and produces premium quality aesthetic beads similar to TIG finishing. Dual Pulse is extremely useful mostly when welding aluminium and stainless steel.





TWO AVAILABLE VERSIONS: STANDARD and PREMIUM

CONVEX and CONVEX PULSE models are available in either STANDARD configurations, designed for the most common welding applications, or PREMIUM configurations, also providing the innovative vision.COLD and vision.ULTRASPEED processes, dedicated to anyone looking for a higher performance welding equipment with maximum flexibility on different materials.

STANDARD PACKAGE

Standard fitted with:
SYNERGIC PROGRAMS Fe - CrNi - AlMg - AlSi

PREMIUM PACKAGE

Standard fitted with:
SYNERGIC PROGRAMS Fe - CrNi - AlMg - AlSi - CuSi₃ - AlBz₈ - FCW (Rutil - Basic - Metal) Duplex - Super Duplex



vision.COLD
for low heat transfer
MIG/MAG welding



vision.ULTRASPEED
to weld small and medium
thickness at a far higher speed



ECP
Extra Curve Package

TECHNICAL DATA		CONVEX		CONVEX PULSE	
		321	401	325	405
Three Phase input 50/60 Hz	V +10% -10%	400	400	400	400
Input Power @ I ₂ Max	kVA	13	17,8	17	23,7
Delayed Fuse (I _{eff})	A	20	25	20	25
Power Factor / cos φ		0,87/0,99	0,90/0,99	0,70/0,99	0,70/0,99
Efficiency Degree		0,87	0,87	0,87	0,87
Open circuit voltage	V	63	63	63	63
Current range	A	10 - 320	10 - 400	10 - 320	10 - 400
Duty cycle at (40°C)	A 100 %	280	300	280	300
	A 60 %	300	350	300	350
	A X %	320 (40%)	400 (40%)	320 (40%)	400 (40%)
Wires	Ø mm	0,6 - 1,2	0,6 - 1,2	0,6 - 1,2	0,6 - 1,2
Coil	Ø mm	300	300	300	300
Standards		EN 60974-1 • EN 60974-5 • EN 60974-10			
Protection Class	IP	23 S	23 S	23 S	23 S
Dimensions (L x W x H)	mm	660 x 290 x 515	660 x 290 x 515	660 x 290 x 515	660 x 290 x 515
Weight	Kg	41	42	42	43

ORDER INFORMATION

CODE	DESCRIPTION	CONVEX 321		CONVEX 325		CONVEX 401 PULSE		CONVEX 405 PULSE	
		COOLING		COOLING		COOLING		COOLING	
		AIR	WATER	AIR	WATER	AIR	WATER	AIR	WATER
POWER SOURCES									
004640	Power Source CONVEX 321 400V (4 rolls for wire Ø 0,8÷1,0 mm)	●	≈						
004645	Power Source CONVEX 401 400V (4 rolls for wire Ø 1,0÷1,2 mm)					●	≈		
004825	Power Source CONVEX 325 PULSE 400V (4 rolls for wire Ø 0,8÷1,0 mm)			●	≈				
004830	Power Source CONVEX 405 PULSE 400V (4 rolls for wire Ø 1,0÷1,2 mm)							●	≈
<i>STANDARD MODELS include Programs for Fe - CrNi - Al and TIG / MMA functions</i>									
PREMIUM VERSION - POWER SOURCES									
004640PR	Power source CONVEX 321 PREMIUM 400V (4 rolls for wire Ø 0,8÷1,0 mm)								
004645PR	Power source CONVEX 401 PREMIUM 400V (4 rolls for wire Ø 1,0÷1,2 mm)								
004825PR	Power source CONVEX 325 PULSE PREMIUM 400V (4 rolls for wire Ø 0,8÷1,0 mm)								
004830PR	Power source CONVEX 405 PULSE PREMIUM 400V (4 rolls for wire Ø 1,0÷1,2 mm)								
<i>PREMIUM MODELS include already install vision.COLD - vision.ULTRASPEED and ECP</i>									
ALUMINIUM ROLL KIT									
030866	Aluminium Kit of Single grooved TWIN rolls (Ø: 1,0)								
030867	Aluminium Kit of Single grooved TWIN rolls (Ø: 1,2)								
MIG MAG WELDING TORCHES									
020466	CEA Torch CX 353/4 4 m wire Ø 0.8÷1.2 CO2 340A@60%/Mix 290A @60%	●		●		●		●	
020472	CEA Torch CXH 302/4 4 m wire Ø 0.8÷1.2 water cooled CO2 300A@100%/Mix 250A @100%		≈		≈		≈		≈
020479	CEA Torch CXH 402/4 4 m wire Ø 0.8÷1.6 water cooled CO2 500A@100%/Mix 450A @100%								≈
<i>For other torches see mig/mag torches</i>									
TIG TORCHES WITH BUILT-IN GAS VALVE FOR TOUCH-START TECHNIQUE									
020568	Torch RTX 26.4 4 m - 180 A 35%								
WATER COOLING									
032098	Water cooling equipment HR 32 400 V		≈		≈		≈		≈
402275A	Cea CL-1100 cooling liquid - 5 l Tank		≈		≈		≈		≈
TROLLEY									
234909	Trolley CT 45 for power source, cylinder	●	≈	●	≈	●	≈	●	≈
234914	Trolley CT 70 with 4 rolls for power source, cooling equipment and cylinder (and autotransformer)								
234928	Trolley CT 75 with 4 rolls for power source, cooling equipment and cylinder (and autotransformer)								
GROUND CABLE									
239603	50 mm ² / 4 m Ground cable with clamp	●	≈	●	≈	●	≈	●	≈
GAS REDUCERS									
020855	Reducer with 2 manometers	●	≈	●	≈	●	≈	●	≈
020916	Reducer with flowmeter and 1 manometer								
OTHER OPTION[S]									
236590	Metallic spool adaptor								
020340	Autotransformer A 13-H 220V/400V-50/60Hz - 3 Phase (to be ordered with CT 70)								
460262	4+3 m 50 mm ² cables with electrodeholder pincer, ground clamp and 50 mm ² safety connections brush/hammer - shield with lens								
CONVEX 321	Suggested air cooled version with torch	●							
CONVEX 321	Suggested water cooled version with torch		≈						
CONVEX 325 PULSE	Suggested air cooled version with torch			●					
CONVEX 325 PULSE	Suggested water cooled version with torch				≈				
CONVEX 401	Suggested air cooled version with torch					●			
CONVEX 401	Suggested water cooled version with torch						≈		
CONVEX 405 PULSE	Suggested air cooled version with torch							●	
CONVEX 405 PULSE	Suggested water cooled version with torch								≈



DOGMA / DOGMA PULSE

THE FIRST - THE GAME CHANGER



DOGMA



DOGMA PULSE

DOGMA is an innovative welding equipment that barges into the multi-process compact MIG market for the first time in the world.

DOGMA's concept breaks from tradition with its game changing design.

DOGMA is born with the welder's comfort at the centre of its development, keeping CEA's distinctive quality: every feature is aimed to reduce and simplify the operator's preparation time and tasks for a better satisfaction which leads to greater results.

DOGMA is unique and unparalleled in its ability to combine an ergonomic design, together with excellent welding characteristics thanks to its precise and stable arc control. This makes **DOGMA** perfect for all qualified welding applications in all industrial sectors.

DOGMA are standard equipped with the new X VISION interface, simple and complete, for the total control and monitoring of all the welding parameters.

DOGMA offers the possibility to weld in synergic MIG/MAG, TIG Lift and MMA; in addition, **DOGMA** are also available in the **DOGMA PULSE** version with Pulse and Dual-Pulse welding processes.

NEW



vision.PULSE

- Innovative, unique, unparalleled
- Exceptional welding quality
- New level of Ergonomics




PATENT PENDING:
PA102974IT01



DOGMA INNOVATIVE DESIGN

- Easy-to-load wire coil thanks to the spool holder's top frontal ergonomic position
- Easy to control and insert welding wire into the feeding mechanism thanks to its high frontal position
- Great frontal visibility of the wire feeder compartment and control interface at first glance
- Interface control panel in an inclined frontal position
- The equipment's vertical development saves space and floor area
- High position of the torch connector with inclined exit to optimize the welding wire's flow
- Feeding rolls compartment next to the wire feeding mechanism for quick replacement
- Water cooling equipment integrated in the power source (W version)



**EASY-TO-LOAD
WIRE COIL**



**INCLINED TORCH
CONNECTION**



**GREAT FRONTAL
VISIBILITY**




**REDUCED FLOOR
OCCUPATION**



DOGMA FEATURES

- Multi-process power sources: MMA - TIG LIFT - MIG/MAG Synergic & Manual and for DOGMA PULSE: PULSED MIG and DUAL PULSE
- Digital control of the welding parameters with preset synergic curves
- Feeding mechanism with 4 rolls of large diameter for a precise and constant wire driving
- Double groove rolls replaceable without any tool
- "Energy saving" function to operate the power source cooling fan and torch water cooling only when necessary
- Excellent arc striking always precise and efficient
- Ability to partially or totally lock the equipment with access key by password





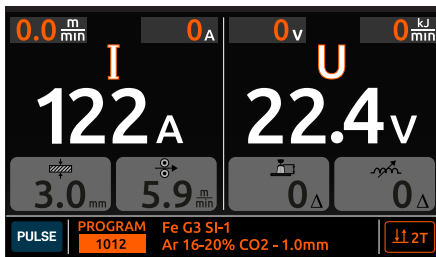
X VISION CONTROL DISPLAY

X Vision control display with "TWO CLICK KNOB" encoders for the pre-setting and monitoring of all the welding parameters:

- User friendly interface
- Welding mode "cycle"
- Personalised welding program storing and recalling
- Possibility of copying job/s easily from one machine to another via USB
- Advance setting infographic



WELDING MODE



WELDING SETTING MODE

MATERIAL	Fe G3 SI-1			
DIAMETER	1.2 mm			
GAS	Ar 16-20% CO2			
PROCESS	MIG PULSE			
PROGRAM	013			
PULSE PROGRAM Fe G3 SI-1 Ar 16-20% CO2 - 1.2mm				
PRG	MODE	FX	JOB	MENU

ADVANCE JOB MANAGEMENT

COPY JOB			
J01	SYNERGIC 1	0.5 s	122A
J01	DOUBLE PULSE	0.3 s	155A
DOUBLE PULSE	PROGRAM Fe G3 SI-1 Ar 16-20% CO2 - 0.8mm		11 2T
J07	MANUAL	0.0 s	12.0 m/min

DOGMA PACKAGE

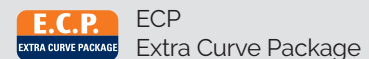

DOGMA XV and **DOGMA XV PREMIUM** are available with the innovative vision.COLD and vision.ULTRASPEED processes, dedicated to anyone looking for a higher performance welding equipment with maximum flexibility on different materials.


DOGMA PULSE XV


Standard fitted with:
SYNERGIC PROGRAMS Fe - CrNi - AlMg - AlSi

DOGMA XV / DOGMA PULSE XV PREMIUM

Standard fitted with:
SYNERGIC PROGRAMS Fe - CrNi - AlMg - AlSi - CuSi3 - AlBz8 - FCW (Rutil - Basic - Metal) Duplex - Super Duplex



TECHNICAL DATA		DOGMA			DOGMA PULSE		
		272 XV / 272 W XV	322 XV / 322 W XV	402 XV / 402 W XV	276 XV / 276 W XV	326 XV / 326 W XV	406 XV / 406 W XV
Three phase input 50/60 Hz	V +/- 20%	400	400	400	400	400	400
Input Power @ I ^p Max	kVA	11,0	12,6	16,8	11,0	12,6	17,3
Delayed Fuse (I eff)	A	16	16	20	16	16	20
Power Factor / cos φ		0,74/0,99	0,87/0,99	0,92/0,99	0,74/0,99	0,87/0,99	0,92/0,99
Efficiency Degree		0,89	0,88	0,88	0,89	0,88	0,88
Open circuit voltage	V	60	63	63	60	63	63
Current range	A	10 - 270	10 - 320	10 - 400	10 - 270	10 - 320	10 - 400
Duty cycle at (40°C)	A 100 %	180	240	300	180	240	300
	A 60 %	200	270	340	200	270	340
	A X %	270 (30%)	320 (35%)	400 (35%)	270 (30%)	320 (35%)	400 (35%)
Wire	Ø mm	0,6 - 1,6	0,6 - 1,6	0,6 - 1,6	0,6 - 1,6	0,6 - 1,6	0,6 - 1,6
Standards		EN 60974-1 • EN 60974-5 • EN 60974-10 • 					
Protection Class	IP	23 S	23 S	23 S	23 S	23 S	23 S
Dimensions (L x W x H)	mm	792 x 463 x 1047	792 x 463 x 1047	792 x 463 x 1047	792 x 463 x 1047	792 x 463 x 1047	792 x 463 x 1047
Weight	Kg	45 / 54 (W)	48 / 57 (W)	53 / 62 (W)	45 / 54 (W)	48 / 57 (W)	53 / 62 (W)



ORDER INFORMATION

CODE	DESCRIPTION	DOGMA XV					
		272 AIR	272 W WATER	322 AIR	322 W WATER	402 AIR	402 W WATER
POWER SOURCES							
004621	Power Source DOGMA 272 XV 400V (4 rolls for wire Ø 0,8÷1,0 mm)	●					
004622	Power Source DOGMA 322 XV 400V (4 rolls for wire Ø 0,8÷1,0 mm)			●			
004623	Power Source DOGMA 402 XV 400V (4 rolls for wire Ø 1,0÷1,2 mm)					●	
004626	Power Source DOGMA 272 W XV water cooled 400V (4 rolls for wire Ø 0,8÷1,0 mm)		≈				
004627	Power Source DOGMA 322 W XV water cooled 400V (4 rolls for wire Ø 0,8÷1,0 mm)				≈		
004628	Power Source DOGMA 402 W XV water cooled 400V (4 rolls for wire Ø 1,0÷1,2 mm) <i>vision.COLD and vision.ULTRASPEED process and ECP integrated as a standard in all DOGMA 272 - 322 - 402</i>						≈
ALUMINIUM KIT							
030866	Aluminium Kit of Single grooved TWIN rolls (Ø: 1,0)						
030867	Aluminium Kit of Single grooved TWIN rolls (Ø: 1,2)						
MIG MAG WELDING TORCHES							
020458	CEA Torch CX 251/3 3m - wire: Ø 0,6÷1,0 CO2 260A @60% / Mix 200A @60%	●					
020465	CEA Torch CX 353/4 4m - wire: Ø 0,8÷1,2 CO2 340A @60% / Mix 290A @60%			●		●	
020472	CEA Torch CXH 302/4 4m - wire: Ø 0,8÷1,2 water cooled CO2 300A @100% / Mix 250A @100%		≈		≈		
020479	CEA Torch CXH 402/4 4m - wire: Ø 0,8÷1,6 water cooled CO2 500A @100% / Mix 450A @100%						≈
020488	Push Pull Torch PP 401 D 8 m 24 V - wire Ø 0,8÷1,2 water cooled (to be ordered w. 031113)						
031113	Push Pull Synchronizer PC Board KIT 24/42 V (to be ordered with Push Pull torch) <i>For other torches see mig/mag torches</i>						
TIG TORCHES WITH BUILT-IN GAS VALVE FOR TOUCH-START TECHNIQUE							
020568	Torch RTX 26.4 4 m - 180 A 35%						
GROUND CABLES							
239601	35 mm² / 4 m Ground cable with clamp	●	≈				
239603	50 mm² / 4 m Ground cable with clamp			●	≈	●	≈
GAS REDUCERS							
020916	Reducer with flowmeter and 1 manometer	●	≈	●	≈	●	≈
OTHER OPTION[S]							
236590	Metallic spool adaptor						
402275A	Cea CL-1100 cooling liquid - 5 l Tank		≈		≈		≈
	DOGMA 272 XV Suggested air cooled version with torch	●					
	DOGMA 272 W XV Suggested water cooled version with torch		≈				
	DOGMA 322 XV Suggested air cooled version with torch			●			
	DOGMA 322 W XV Suggested water cooled version with torch				≈		
	DOGMA 402 XV Suggested air cooled version with torch					●	
	DOGMA 402 W XV Suggested water cooled version with torch						≈

ORDER INFORMATION

CODE	DESCRIPTION	DOGMA PULSE XV					
		276 AIR	276 W WATER	326 AIR	326 W WATER	406 AIR	406 W WATER
POWER SOURCES							
004855	Power Source DOGMA 276 PULSE XV 400V (4 rolls for wire Ø 0,8÷1,0 mm)	●					
004860	Power Source DOGMA 326 PULSE XV 400V (4 rolls for wire Ø 0,8÷1,0 mm)			●			
004865	Power Source DOGMA 406 PULSE XV 400V (4 rolls for wire Ø 1,0÷1,2 mm)					●	
004870	Power Source DOGMA 276 W PULSE XV water cooled 400V (4 rolls for wire Ø 0,8÷1,0 mm)		≈				
004875	Power Source DOGMA 326 W PULSE XV water cooled 400V (4 rolls for wire Ø 0,8÷1,0 mm)				≈		
004880	Power Source DOGMA 406 W PULSE XV water cooled 400V (4 rolls for wire Ø 1,0÷1,2 mm)						≈
STANDARD MODELS include Programs for Fe - CrNi - Al and TIG / MMA functions							
PREMIUM VERSION - POWER SOURCES							
004855PR	Power Source DOGMA 276 PULSE XV PREMIUM 400V (4 rolls for wire Ø 0,8÷1,0 mm)	●					
004860PR	Power Source DOGMA 326 PULSE XV PREMIUM 400V (4 rolls for wire Ø 0,8÷1,0 mm)			●			
004865PR	Power Source DOGMA 406 PULSE XV PREMIUM 400V (4 rolls for wire Ø 1,0÷1,2 mm)					●	
004870PR	Power Source DOGMA 276 W PULSE XV PREMIUM water cooled 400V (4 rolls for wire Ø 0,8÷1,0 mm)		≈				
004875PR	Power Source DOGMA 326 W PULSE XV PREMIUM water cooled 400V (4 rolls for wire Ø 0,8÷1,0 mm)				≈		
004880PR	Power Source DOGMA 406 W PULSE XV PREMIUM water cooled 400V (4 rolls for wire Ø 1,0÷1,2 mm)						≈
PREMIUM MODELS included already install - vision.COLD, vision.ULTRASPEED process and ECP							
ALUMINIUM KIT							
030866	Aluminium Kit of Single grooved TWIN rolls (Ø: 1,0)						
030867	Aluminium Kit of Single grooved TWIN rolls (Ø: 1,2)						
MIG MAG WELDING TORCHES							
020458	CEA Torch CX 251/3 3m - wire: Ø 0,6÷1,0 CO2 260A @60% / Mix 200A @60%	●		●		●	
020465	CEA Torch CX 353/4 4m - wire: Ø 0,8÷1,2 CO2 340A @60% / Mix 290A @60%			●		●	
020472	CEA Torch CXH 302/4 4m - wire: Ø 0,8÷1,2 water cooled CO2 300A @100% / Mix 250A @100%		≈		≈		
020479	CEA Torch CXH 402/4 4m - wire: Ø 0,8÷1,6 water cooled CO2 500A @100% / Mix 450A @100%						≈
020488	Push Pull Torch PP 401 D 8 m 24 V - wire Ø 0,8÷1,2 water cooled (to be ordered w. 031113)						
031113	Push Pull Synchronizer PC Board KIT 24/42 V (to be ordered with Push Pull torch)						
<i>For other torches see mig/mag torches</i>							
TIG TORCHES WITH BUILT-IN GAS VALVE FOR TOUCH-START TECHNIQUE							
020568	Torch RTX 26.4 4 m - 180 A 35%						
GROUND CABLES							
239601	35 mm ² / 4 m Ground cable with clamp	●	≈				
239603	50 mm ² / 4 m Ground cable with clamp			●	≈	●	≈
GAS REDUCERS							
020916	Reducer with flowmeter and 1 manometer	●	≈	●	≈	●	≈
OTHER OPTION[S]							
236590	Metallic spool adaptor						
402275A	Cea CL-1100 cooling liquid - 5 l Tank		≈		≈		≈
	DOGMA 276 PULSE XV Suggested air cooled version with torch	●					
	DOGMA 276 W PULSE XV Suggested water cooled version with torch		≈				
	DOGMA 326 PULSE XV Suggested air cooled version with torch			●			
	DOGMA 326 W PULSE XV Suggested water cooled version with torch				≈		
	DOGMA 406 PULSE XV Suggested air cooled version with torch					●	
	DOGMA 406 W PULSE XV Suggested water cooled version with torch						≈



MAXI i

THE BEST SOLUTION FOR THE MOST COMMON WELDING CHALLENGES



MAXI i inverters represent the evolution of the conventional step adjustment MIG equipment, with a modern inverter integrated into a sturdy metallic structure and a simple control, which always grants good welding performances.

MAXI i keep exactly the adjustment simplicity of the conventional MIG equipment, with two single knobs to set Voltage and Wire speed offering the pleasure to set welding parameters as wished.

MAXI i represent an optimal choice for industrial applications, medium and large fabrication work where a simple, strong and easy-to-use equipment is needed for replacement of the old step adjustment MIG equipment with a much higher energy efficiency.

NEW



- Simple, strong, and reliable
- Good welding performance
- Higher energy efficiency



MAXI i FEATURES

- Very good arc characteristics, optimized for most common materials.
- Great robustness due to solid metallic main structure
- "Energy saving" function to operate the power source cooling fan and torch water cooling only when necessary
- Excellent arc striking always precise and efficient
- Reduced energy consumption
- MAXI i W's are fitted with an integrated water cooling unit for the torch
- Long interconnecting cable are available for MAXIi equipment in the air cooled version over 50 m



WIRE FEEDER WF 6

- **PROFESSIONAL WIRE FEEDING** mechanism for a precise and constant wire driving
- **DOUBLE GROOVE ROLLS** of large diameter replaceable without any tool
- **WIRE SPOOLS** up to Ø 300 mm
- **INSPECTION WINDOW** in the spool cover
- **2/4 STROKE** selector switch
- **BURN-BACK** and **MOTOR RAMP** adjustments for a precise arc striking



SWF STRONG FEEDER

SWF feeders, with robust suitcase, ideal for site jobs and harshest environments. They can be used for wires spools up to Ø 300 mm.




FSC - Fast Start Control

It is the innovative arc striking control that reduces drastically the ignition time. By this new technology it is possible to have a quick and perfect ignition at every start. This is ideal for spot-welding and pre-assembly of components.

INTERCHANGEABLE WITH OLD FEEDER

Maxi i's power sources are interchangeable with MAXI's step adjustment. This means that they can work with the same interconnecting cable of CEA step adjustment MAXI equipment and their wire feeders.



TWO VERSION

To adapt MAXI i for any possible application, CEA proposes 2 version of the generator: MAXI i air cooled and MAXI i W water cooled. The same feeder can work in water cooled mode just by adding the MXi accessory kit.

MAXI i air cooled

MAXI i W water cooled



TECHNICAL DATA		MAXI i			
		406	406 W	506	506 W
Three phase input 50/60 Hz	V +/- 20%	400	400	400	400
Input Power @ I ² Max	kVA	17	17,5	23,5	24
Delayed Fuse (I eff)	A	16	16	20	20
Power Factor / cos φ		0,92 / 0,99	0,92 / 0,99	0,94 / 0,99	0,94 / 0,99
Efficiency Degree		0,87	0,87	0,87	0,87
Open circuit voltage	V	50	50	56	56
Current range	A	20 - 400	20 - 400	20 - 500	20 - 500
	A 100 %	230	230	330	330
	A 60 %	320	320	400	400
Duty cycle at (40°C)	A 35 %	400	400	500	500
	Wire	∅ mm	0,6 - 1,6	0,6 - 1,6	0,6 - 1,6
Standards		EN 60974-1 - EN 60974-5 - EN 60974-10- [S]			
Protection Class	IP	23 S	23 S	23 S	23 S
Dimensions (L x W x H)	mm	1000 x 500 x 710	1000 x 500 x 930	1000 x 500 x 710	1000 x 500 x 930
Weight	Kg	56	70	58	72

ORDER INFORMATION

CODE	DESCRIPTION	MAXI i 400 AIR	MAXI i 400 W WATER	MAXI i 500 AIR	MAXI i 500 W WATER
POWER SOURCES					
006170	Power source MAXI 406 i 400 V 3 phase	●			
006175	Power source MAXI 406 i W 400 V 3 phase		≈		
006180	Power source MAXI 500 i 400 V 3 phase			●	
006185	Power source MAXI 500 i W 400 V 3 phase				≈
INTERCONNECTING CABLES					
010930	1,2 m Air cooled Interconnecting cable Power source-Wire feeder	●		●	
010935	5 m Air cooled Interconnecting cable Power source-Wire feeder				
010940	10 m Air cooled Interconnecting cable Power source-Wire feeder				
010945	1,2 m Water cooled Interconnecting cable Power source-Wire feeder		≈		≈
010950	5 m Water cooled Interconnecting cable Power source-Wire feeder				
010955	10 m Water cooled Interconnecting cable Power source-Wire feeder				
WIRE FEEDERS					
030636	Closed Wire Feeder WF 6 with Euro connect. 4 rolls (Ø: 1,0 / 1,2)	●	≈	●	≈
030635	Closed Wire Feeder WF 5 with Euro connect. 4 rolls (Ø: 1,0 / 1,2)				
031009	Accessories type: "MXi" to connect water cooled interconnecting cable to the wire feeder		≈		≈
031116	WK 4 standard wheels kit for WF 6 feeder				
031007	WK 2 extra-large wheels kit for WF 6 feeder				
030927	Wheels Kit for WF 5 with additional fastening plate (code 030887) to fix interconnecting cable				
030887	Fastening plate to fix interconnecting cable to WF 5 (already included into 030927 wheels kit)				
030755	Closed Wire Feeder SWF STRONG FEEDER with Euro Connect. 4 rolls (Ø: 1,0 / 1,2)				
ALUMINIUM KIT					
030895	Aluminium Kit of double grooved TWIN rolls (Ø: 0,8 / 1,0) and gears kit for Al wires				
030897	Aluminium Kit of double grooved TWIN rolls (Ø: 1,0 / 1,2) and gears kit for Al wires				
030899	Aluminium Kit of double grooved TWIN rolls (Ø: 1,2 / 1,6) and gears kit for Al wires				
MIG MAG WELDING TORCHES					
020466	CEA Torch CX 353/4 4m - wire: Ø 0,8 ÷ 1,2 CO2 340A @60% / Mix 290A @60%	●		●	
020471	CEA Torch CX 451/4 4m - wire: Ø 0,8 ÷ 1,6 CO2 400A @60% / Mix 300A @60%				
020472	CEA Torch CXH 302/4 4m - wire: Ø 0,8 ÷ 1,2 water cooled - CO2 300A @100% / Mix 250A @100%				
020479	CEA Torch CXH 402/4 4m - wire: Ø 0,8 ÷ 1,6 water cooled - CO2 500A @100% / Mix 450A @100%		≈		≈
<i>For other torches see mig/mag accessories</i>					
GROUND CABLES					
239603	50 mm ² / 4 m Ground cable with clamp	●	≈	●	≈
GAS REDUCERS					
020916	Reducer with flowmeter and 1 manometer	●	≈	●	≈
OTHER OPTION[S]					
402275A	Cea CL-1100 cooling liquid - 5 l Tank		≈		≈
236590	Metallic spool adaptor				
	MAXI i 400 Suggested air cooled version with torch	●			
	MAXI i 400 W Suggested water cooled version with torch		≈		
	MAXI i 500 Suggested air cooled version with torch			●	
	MAXI i 500 W Suggested water cooled version with torch				≈



MAXIQ

SOMETHING DIFFERENT IN THE WELDING MARKET



MAXIQ represent the logic evolution of the conventional step adjustment MIG equipment, with a modern inverter integrated into a sturdy metallic structure and a simple and innovative digital control which will always grant high quality welding performances.

MAXIQ keep the adjustment simplicity of the conventional MIG equipment, with two single knobs to set Voltage and Wire Speed, offering so the pleasure to set welding parameters as wished; this without that any pre-selected synergic programs choose the parameters on your behalf.

MAXIQ also allow to weld with the **HYBRID SYNERGIC^R** mode which always detect the best feed back during the whole welding process, thus granting the same welding performances as the most modern equipment also in manual MIG mode.

These power sources represent the best choice in all industrial fields for all qualified applications, such as medium and large fabrication work, shipyards and steel erection



- Simple and strong
- Hybrid synergic^R control
- Great welding performance



MAXIQ FEATURES

- Two MIG/MAG welding modes : MANUAL and HYBRID SYNERGIC[®]
- All parameters digitally controlled directly from the wire feeder
- "HYBRID SYNERGIC[®] PRE SET" key for the best welding characteristic according to used type of material and wire
- "Energy saving" function to operate the power source cooling fan and torch water cooling only when necessary
- Excellent arc striking always precise and efficient
- Final crater control
- Burn-Back control
- MAXIQ W is fitted with an integrated water cooling unit for the torch

WIRE FEEDER MF 4 / MF 4W

- **4 ROLLS** of large diameter
- **DOUBLE GROOVE ROLLS** replaceable without any tool
- **WIRE SPOOLS** up to Ø 300 mm
- **INSPECTION WINDOWS** in the spool cover
- **HK1** Hanging Kit
- **LONG INTERCONNECTING CABLE** are available for MAXIQ equipment in the air cooled version over 50 m
- **STRONG INDUSTRIAL CASE** made to last



HYBRID SYNERGIC[®]

This control represents something absolutely innovative in the welding world.

While keeping the welding equipment in manual adjustment, the HYBRID SYNERGIC[®] - depending on the material and the diameter of the wire used - defines the best response in terms of starting and depositing of the wire throughout the welding cycle.

SMART LED ASSISTANT

In addition, a "smart LED" signal helps less skilled operators to set the most appropriate welding parameters.



FSC - Fast Start Control


It is the innovative arc striking control that reduces drastically the ignition time. By this new technology it is possible to have a quick and perfect ignition at every start. This is ideal for spot-welding and pre-assembly of components.


SPECIAL 4 STROKE

It is the innovative arc striking control that reduces drastically the ignition time. By this new technology it is possible to have a quick and perfect ignition at every start. This is ideal for spot-welding and pre-assembly of components.

SIMPLE AUTOMATION

MAXIQ are standard equipped with analogic-digital I/O. This allows to integrate very easily the power source into an automated welding equipment without any expensive and sophisticated external interfaces, usually necessarily supplied for robotics.



TECHNICAL DATA		MAXIQ		MAXIQ	
		400	400 W	500	500 W
Three phase input 50/60 Hz	V +/- 20%	400	400	400	400
Input Power @ I2 Max	kVA	19	19,5	25,5	26
Delayed Fuse (I eff)	A	25	25	32	32
Power Factor / cos φ		0,80 / 0,99	0,80 / 0,99	0,87 / 0,99	0,87 / 0,99
Efficiency Degree		0,86	0,86	0,86	0,86
Open circuit voltage	V	62	62	62	62
Current range	A	10 - 400	10 - 400	10 - 500	10 - 500
	A 100 %	300	300	390	390
	A 60 %	350	350	430	430
Duty cycle at (40°C)	A 35 %	400	400	500	500
	Ø mm	0,6 - 1,6	0,6 - 1,6	0,6 - 1,6	0,6 - 1,6
Standards		EN 60974-1 • EN 60974-5 • EN 60974-10 • 			
Protection Class	IP	23 S	23 S	23 S	23 S
Dimensions (L x W x H)	mm	1040 x 495 x 950	1040 x 495 x 950	1040 x 495 x 950	1040 x 495 x 950
Weight	Kg	66	78	68	80

ORDER INFORMATION

CODE	DESCRIPTION	MAXIQ 400 AIR	MAXIQ 400 W WATER	MAXIQ 500 AIR	MAXIQ 500 W WATER
POWER SOURCES					
006130	Power Source MAXIQ 400 400 V	●			
006135	Power Source MAXIQ 400 W 400 V Water cooled		≈		
006140	Power Source MAXIQ 500 400 V			●	
006145	Power Source MAXIQ 500 W 400 V Water cooled				≈
INTERCONNECTING CABLES					
010866	1,2 m Air cooled Interconnecting cable Power source-Wire feeder	●		●	
010864	4 m Air cooled Interconnecting cable Power source-Wire feeder				
010868	10 m Air cooled Interconnecting cable Power source-Wire feeder				
010839	1,2 m Water cooled Interconnecting cable Power source-Wire feeder		≈		≈
010841	4 m Water cooled Interconnecting cable Power source-Wire feeder				
010846	10 m Water cooled Interconnecting cable Power source-Wire feeder				
WIRE FEEDERS					
030730	Wire Feeder MF 4 Hybrid Synergic [®] 4 rolls (Ø 1,0 / 1,2) Air cooled version	●		●	
030735	Wire Feeder MF 4 W Hybrid Synergic [®] 4 rolls (Ø 1,0 / 1,2) Water cooled version		≈		≈
031116	WK 4 standard wheels kit for MF feeder				
031007	WK 2 extra-large wheels kit for MF feeder				
031117	HK 1 - Hanging Kit for MF4 / MF4W				
ALUMINIUM KIT					
030895	Aluminium Kit of double grooved TWIN rolls (Ø 0,8/1,0) and gears kit for Al wires				
030897	Aluminium Kit of double grooved TWIN rolls (Ø 1,0/1,2) and gears kit for Al wires				
030899	Aluminium Kit of double grooved TWIN rolls (Ø 1,2/1,6) and gears kit for Al wires				
MIG MAG WELDING TORCHES					
020466	CEA Torch CX 353/4 4 m - wire Ø 0,8÷1,2 - C02 340A @60% / Mix 290A @60%	●			
020471	CEA Torch CX 451/4 4m - wire: Ø 0,8÷1,6 - C02 400A @60% / Mix 300A @60%			●	
020472	CEA Torch CXH 302/4 4m - wire: Ø 0,8÷1,2 water cooled - C02 300A @100% / Mix 250A @100%				
020479	CEA Torch CXH 402/4 4m - wire: Ø 0,8÷1,6 water cooled - C02 500A @100% / Mix 450A @100%		≈		≈
020488	Push Pull Torch PP 401 D 8 m 24 V - wire Ø 0,8÷1,2 water cooled (to be ordered w. 031107)				
031113	Push Pull Synchronizer PC Board KIT 24/42 V for MF4 and QF7 ProDrive (to be order with Push Pull torch) <i>For other torches see mig/mag accessories</i>				
GROUND CABLES					
239603	50 mm ² / 4 m Ground cable with clamp	●	≈		
239607	70 mm ² / 4 m Ground cable with clamp			●	≈
GAS REDUCERS					
020916	Reducer with flowmeter and 1 manometer	●	≈	●	≈
OTHER OPTION[S]					
402275A	Cea CL-1100 cooling liquid - 5 l Tank		≈		≈
236234	RC 178 remote control with 5 m cable				
236590	Metallic spool adaptor				
	MAXIQ 400 Suggested air cooled version with torch	●			
	MAXIQ 400 W Suggested water cooled version with torch		≈		
	MAXIQ 500 Suggested air cooled version with torch			●	
	MAXIQ 500 W Suggested water cooled version with torch				≈



Q-YARD

THE MULTIPROCESS YARD MASTER



Q-YARD represents the ideal welding equipment for the needs of yard industry. This power source has been developed and produced with the highest quality and reliability criteria to allow the best welding performances in yard application.

The new wire feeders **MF4 YARD** and **MINI MF4 YARD** allow to keep the adjustment simplicity of the conventional MIG equipment with two knobs to set Voltage and Wire Speed.

Q-YARD can work with air-cooling interconnecting cable up to 80m and up to 40m with water-cooled ones.

Q-YARD allows to weld with the **HYBRID SYNERGIC^R** mode granting the same welding performances as the most modern equipment also in manual MIG mode.



- Multi-process, for yard welding application
- Hybrid Synergic^R control
- Excellent welding performance



Q-YARD FEATURES

- Process: MIG, MMA, TIG Lift
- Special design optimised for yard industry: easy to stack on top of each other
- Two MIG/MAG welding modes: MANUAL and HYBRID SYNERGIC[®]
- All parameters are digitally controlled directly from the wire feeder
- "Hybrid Synergic[®] PRE SET" key for the best welding characteristic according to used type of material and wire
- Great robustness due to solid metallic main structure
- Excellent arc striking always precise and efficient
- "Energy saving" function to operate the power source cooling fan and torch water cooling only when necessary
- Final crater control
- Burn-Back control

WIRE FEEDER MF4 YARD / MINI MF4 YARD

- **DIGITAL CONTROL** of all parameters is located directly on the **MF4 YARD** (air cooled) and **MF4W YARD/MINI MF4W YARD** (water cooled).
- **GAS FLOWMETER** standard equipped
- **PROFESSIONAL WIRE FEEDING** mechanism with 4 rolls of large diameter for a precise and constant wire driving
- **DOUBLE GROOVE** rolls replaceable without any tool
- **WIRE SPOOLS** up to Ø 300 mm (MF4 YARD) or Ø 200 mm (MINI MF4 YARD)
- **INSPECTION WINDOW** in the spool cover (MF4)
- **HK1** Hanging Kit (MF4 optional)
- **MMA ADAPTOR** socket for welding MMA directly from the feeder (optional)
- **LONG INTERCONNECTING CABLE** are available for QYARD equipment in the air cooled version over 50 m
- **STRONG INDUSTRIAL CASE** made to last



HYBRID SYNERGIC[®]

This control represents something absolutely innovative in the welding world.

While keeping the welding equipment in manual adjustment, the HYBRID SYNERGIC[®] - depending on the material and the diameter of the wire used - defines the best response in terms of starting and depositing of the wire throughout the welding cycle.

SMART LED ASSISTANT

In addition, a "smart LED" signal helps less skilled operators to set the most appropriate welding parameters.



FSC Fast Start Control

It is the innovative arc striking control that reduces drastically the ignition time. By this new technology it is possible to have a quick and perfect ignition at every start. This is ideal for spot-welding and pre-assembly of components.

SPECIAL 4 STROKE

It is the innovative arc striking control that reduces drastically the ignition time. By this new technology it is possible to have a quick and perfect ignition at every start. This is ideal for spot-welding and pre-assembly of components.

SIMPLE AUTOMATION

Q-YARD are standard equipped with analogic-digital I/O. This allows to integrate very easily the power source into an automated welding equipment without any expensive and sophisticated external interfaces, usually necessarily supplied for robotics.




SPECIAL YARD FEATURE

Q-YARD are equipped with all the key features for an easy usage in the yard industry. It is standard the option to stack the generator on multiple level and connect feeder for 15 kg or 5 kg spools.

In combination with the optional HR 42-LC (water cooling system), it is possible to use interconnecting cable up to 40m. Whilst in air cooling setups the maximum interconnecting cable is 80m.



TECHNICAL DATA		Q-YARD 450
Three phase input 50/60 Hz	V +/- 20%	400
Input Power @ I ² Max	kVA	22
Delayed Fuse (I eff)	A	32
Power Factor / cos φ		0,84 / 0,99
Efficiency Degree		0,86
Open circuit voltage	V	62
Current range	A	10 - 450
Duty cycle at (40°C)	A 100 %	390
	A 60 %	450
Wire	∅ mm	0,6 - 1,6
Standards		EN 60974-1 • EN 60974-5 • EN 60974-10 • 
Protection Class	IP	23 S
Dimensions (L x W x H)	mm	631 (782 with handle) x 273 x 512 (543 with eyebolts)
Weight	Kg	56

ORDER INFORMATION

CODE	DESCRIPTION	Q-YARD 450	
		AIR	WATER
POWER SOURCE			
006160	Power Source Q-YARD 450 400 V	●	≈
STANDARD MODELS include Programs for Fe - CrNi - Al and TIG / MMA functions			
INTERCONNECTING CABLES			
010866	1,2 m Air cooled Interconnecting cable Power source-Wire feeder	●	
010867	5 m Air cooled Interconnecting cable Power source-Wire feeder		
010868	10 m Air cooled Interconnecting cable Power source-Wire feeder		
010871	20 m / 70 mm ² Air cooled for DIGITECH, QUBOX, MAXIQ and Q-YARD		
010869	30 m / 70 mm ² Air cooled for DIGITECH, QUBOX, MAXIQ and Q-YARD		
010872	40 m / 70 mm ² Air cooled for DIGITECH, QUBOX, MAXIQ and Q-YARD		
010839	1,2 m Water cooled Interconnecting cable Power source-Wire feeder		≈
010842	5 m Water cooled Interconnecting cable Power source-Wire feeder		
010846	10 m Water cooled Interconnecting cable Power source-Wire feeder		
010854	20 m / 70 mm ² Water cooled for DIGITECH, QUBOX, MAXIQ and Q-YARD		
010876	30 m / 70 mm ² Water cooled for DIGITECH and Q-YARD to be use with code 032105 - HR 41-LC water cooler		
WIRE FEEDERS			
030731	Wire Feeder MF 4 yard with A/V and Flowmeter - 4 rolls (Ø: 1,0 / 1,2) Air cooled	●	
030736	Wire Feeder MF 4 W yard with A/V and Flowmeter - 4 rolls (Ø: 1,0 / 1,2) Water cooled		≈
400034	Adaptor socket for MMA directly from the wire feeder		
031116	WK 4 standard wheels kit for MF 4, MF4 yard and QF 7 W PRO DRIVE feeder		
031007	WK 2 extra-large wheel kit		
031117	HK 1 Hanging Kit for MF4 / MF4 yard		
YARD WIRE FEEDERS			
030727	Wire Feeder Mini MF 4 yard with A/V and Flowmeter 4 rolls (Ø: 1,0 / 1,2) Air cooled		
030728	Wire Feeder Mini MF 4 W yard with A/V and Flowmeter 4 rolls (Ø: 1,0 / 1,2) Water cooled		
ALUMINIUM KIT			
030895	Aluminium Kit of double grooved TWIN rolls (Ø: 0,8/1,0) and gears kit for Al wires		
030897	Aluminium Kit of double grooved TWIN rolls (Ø: 1,0/1,2) and gears kit for Al wires		
030899	Aluminium Kit of double grooved TWIN rolls (Ø: 1,2/1,6) and gears kit for Al wires		
WATER COOLING			
032098	Water cooling equipment HR 32 400 V		≈
032107	Water cooling equipment HR 42-LC 400 V reinforced pump - 4,5 bar - for connection lenght over 20 m		≈
031172	Adaptor support plate for Q-YARD with water coolers HR 32 / HR42-LC		≈
402275A	Cea CL-1100 cooling liquid - 5 l Tank		≈
TROLLEY			
031008	WK 3 extra-large wheels kit for Q-YARD (without cylinder holder)	●	
234914	Trolley CT 70 with 4 rolls for power source, cooling equipment and cylinder (and autotransformer)		≈
234928	Trolley CT 75 with 4 rolls for power source, cooling equipment and cylinder (and autotransformer)		
MIG MAG WELDING TORCHES			
020471	CEA Torch CX 451/4 4 m wire Ø 0.8÷1.6 CO2 400A @60% / Mix 300A @60%	●	
020479	CEA Torch CXH 402/4 4 m wire Ø 0.8÷1.6 water cooled CO2 500A @100% / Mix 450A @100%		≈
020488	Push Pull Torch PP 401 D 8 m 24 V - wire Ø 0,8÷1,2 water cooled (to be ordered with 031107 or 031113)		≈
031113	Push Pull Synchronizer PC Board KIT 24 / 42 V for MF4 and QF7 PRO DRIVE (to be ordered with the Push pull torch)		≈
For other torches see mig/mag torches			
TIG TORCH WITH BUILT-IN GAS VALVE FOR TOUCH-START TECHNIQUE			
020568	Torch RTX 26.4 4 m - 180 A 35%		
GROUND CABLES			
239607	70 mm ² / 4 m Ground cable with clamp	●	≈
GAS REDUCERS			
020916	Reducer with flowmeter and 1 manometer	●	≈
OPTIONAL			
236590	Metallic spool adaptor		
236234	RC 178 remote control with 5 m cable		
460262	4+3 m 50 mm ² cables with electrodeholder pincer, ground clamp and 50 mm ² safety connections brush/hammer - shield with lens		
	Q-YARD 450 - Suggested air cooled version with torch	●	
	Q-YARD 450 - Suggested water cooled version with torch		≈



QUBOX / QUBOX PULSE

BACK TO WELD



QUBOX



QUBOX PULSE

QUBOX and **QUBOX PULSE** series multiprocess equipment are characterized by a synergic digital control and inverter technology integrated into a sturdy and functional metallic structure, with a separate wire feeder. Technologically advanced, robust and easy-to-use, they allow high quality welding in MMA, TIG with "Lift" mode, MIG-MAG and with the **QUBOX PULSE** models, also in PULSED MIG.

The intuitive interface will allow all to less experienced operators to easily operate **QUBOX** and **QUBOX PULSED** equipment with a user-friendly welding parameters adjustment process.

Once the wished program has been selected, the welding control automatically sets the best parameters based on the material type, wire diameter and gas being used.

QUBOX and **QUBOX PULSE** are the best choice in all industrial fields for all qualified applications requiring high precision and repeatability of the welding results, such as medium and large fabrication work, shipyards and steel erection.

QUBOX W and **QUBOX W PULSE** power sources are fitted with integrated water cooling unit.



vision.PULSE

- Professional and strong
- Full synergic control
- Great welding performance




QUBOX FEATURES

- Parameter control directly from the wire feeder
- Digital control of the welding parameters with synergic curves preset according to used type of material, gas and wire diameter
- "Smart PROGRAM" key for quickly selecting any program
- "Energy saving" function to operate the power source cooling fan and torch water cooling only when necessary
- Excellent arc striking always precise and efficient
- Ability to partially or totally lock the equipment with access key by password
- Great robustness due to solid metallic main structure
- Initial and final crater control
- Water cooling equipment integrated into the power source (W version)

WIRE FEEDER QF7 W PRO DRIVE

- **STRONG INDUSTRIAL CASE** made to last
- **PROFESSIONAL WIRE FEEDING** mechanism with 4 rolls of large diameter for a precise and constant wire driving
- **DOUBLE GROOVE ROLLS** replaceable without any tool
- **LODGING FOR WIRE SPOOLS** up to \varnothing 300 mm
- **LED LIGHT** in the feeder compartment
- **INSPECTION WINDOWS** in the spool cover
- **HK1** Hanging Kit (optional)
- **LONG INTERCONNECTING CABLE** are available for QUBOX equipment in the air cooled version over 50 m



WIRE FEEDER YARD 4

This compact and light wire feeder (11,5 Kg only), studied for \varnothing 200 mm wire spools, with flowmeter and complete control of the parameters on its panel, represents the ideal solution for shipyards and offshore welding applications.



FSC - Fast Start Control



It is the innovative arc striking control that reduces drastically the ignition time. By this new technology it is possible to have a quick and perfect ignition at every start. This is ideal for spot-welding and pre-assembly of components.

SPECIAL 4 STROKE

It is the innovative arc striking control that reduces drastically the ignition time. By this new technology it is possible to have a quick and perfect ignition at every start. This is ideal for spot-welding and pre-assembly of components.

SIMPLE AUTOMATION

Standard equipped with analogic-digital I/O. QUBOX power sources can be easily integrated into automated welding equipment without any expensive and sophisticated external interfaces usually necessarily supplied for robotics.



SPECIAL PROCESSES

QUBOX and QUBOX PULSE models are available in: STANDARD configurations, designed for the most used welding applications, and PREMIUM, equipped with the innovative welding processes vision.COLD, vision.ULTRASPEED and vision.POWER. On this second version is standard the package of special ECP curves dedicated to those who want a system with higher level welding performance and who is not willing to give up the flexibility to weld different materials.

PREMIUM VISION



vision.COLD
To weld thin thickness laminations with low heat transfer



vision.POWER
For a more concentrated arc and deeper penetration on medium and thick thickness



vision.ULTRASPEED
For high speed welding



ECP
Extra curve package

ON DEMAND



vision.PIPE
For a more accurate welding in pipe first root pass.

TECHNICAL DATA		QUBOX			QUBOX PULSE			
		400	400 W	500 W	335	335 W	405 W	505 W
Three phase input 50/60 Hz	V +/- 20%	400	400	400	400	400	400	400
Input Power @ I2 Max	kVA	22	22,5	29,5	18	18,5	22,5	29,5
Delayed Fuse (I eff)	A	32	32	40	20	20	32	40
Power Factor / cos φ		0,70/0,99	0,70/0,99	0,75/0,99	0,65/0,99	0,65/0,99	0,70/0,99	0,75/0,99
Efficiency Degree		0,88	0,88	0,89	0,88	0,88	0,88	0,89
Open circuit voltage	V	62	62	62	62	62	62	62
Current range	A	10 - 400	10 - 400	10 - 500	10 - 330	10 - 330	10 - 400	10 - 500
Duty cycle at (40°C)	A 100 %	350	350	420	300	300	350	420
	A 60 %	400	400	500	330	330	400	500
Wire	∅ mm	0,6 - 1,6	0,6 - 1,6	0,6 - 1,6	0,6 - 1,6	0,6 - 1,6	0,6 - 1,6	0,6 - 1,6
Standards		EN 60974-1 • EN 60974-5 • EN 60974-10 [S]						
Protection Class	IP	23 S	23 S	23 S	23 S	23 S	23 S	23 S
Dimensions (L x W x H)	mm	1030 X 950 X 515	1030 X 950 X 515	1030 X 950 X 515	1030 X 950 X 515	1030 X 950 X 515	1030 X 950 X 515	1030 X 950 X 515
Weight	Kg	70	80	86	70	80	80	86

ORDER INFORMATION

CODE	DESCRIPTION	QUBOX			QUBOX PULSE			
		400 AIR	400W WATER	500W WATER	335 AIR	335W WATER	405W WATER	505W WATER
POWER SOURCES								
004730	Power Source QUBOX 400 400 V	●						
004740	Power Source QUBOX 400 W 400 V Water cooled		≈					
004745	Power Source QUBOX 500 W 400 V Water cooled			≈				
004766	Power Source QUBOX 335 PULSE 400 V				●			
004771	Power Source QUBOX 335 W PULSE 400 V Water cooled					≈		
004770	Power Source QUBOX 405 W PULSE 400 V Water cooled						≈	
004775	Power Source QUBOX 505 W PULSE 400 V Water cooled							≈
STANDARD MODELS include Programs for Fe - CrNi - Al and TIG / MMA functions								
PREMIUM VERSION - POWER SOURCES								
004730PR	Power Source QUBOX 400 400 V PREMIUM							
004740PR	Power Source QUBOX 400 W 400 V PREMIUM							
004745PR	Power Source QUBOX 500 W 400 V PREMIUM							
004766PR	Power Source QUBOX 335 PULSE 400 V PREMIUM							
004771PR	Power Source QUBOX 335 W PULSE 400 V PREMIUM							
004770PR	Power Source QUBOX 405 W PULSE 400 V PREMIUM							
004775PR	Power Source QUBOX 505 W PULSE 400 V PREMIUM							
PREMIUM MODELS include already install vision.COLD vision.ULTRASPEED vision.POWER and ECP								
SOFTWARE FOR SPECIAL MIG/MAG PROCESS								
050010	vision.PE for first root pass of pipes in MIG/MAG (*)							
050050	ECP-Extra Curves Package to meet special application (*)							
NOTE: (*) TO BE INSTALLED ONLY IN CEA BEFORE DELIVERING THE EQUIPMENT								
INTERCONNECTING CABLES								
010866	1,2 m Air cooled Interconnecting cable Power source-Wire feeder	●			●			
010867	5 m Air cooled Interconnecting cable Power source-Wire feeder							
010868	10 m Air cooled Interconnecting cable Power source-Wire feeder							
010839	1,2 m Water cooled Interconnecting cable Power source-Wire feeder		≈	≈		≈	≈	≈
010842	5 m Water cooled Interconnecting cable Power source-Wire feeder							
010846	10 m Water cooled Interconnecting cable Power source-Wire feeder							
WIRE FEEDERS								
030726	Wire Feeder QF 7 W PRO DRIVE w.4 rolls (Ø: 1,0/1,2) Water cooled	●	≈	≈	●	≈	≈	≈
031116	WK 4 standard wheels kit for MF 4, MF4 yard and QF 7 W PRO DRIVE feeder							
031007	WK 2 extra-large wheel kit							
031117	HK 1 Hanging Kit for QF 7 W PRO DRIVE							
YARD WIRE FEEDERS								
030724	Wire Feeder YARD 4 with A/V and Flowmeter 4 rolls (Ø: 1,0 / 1,2) Air cooled version							
030729	Wire Feeder YARD 4 W with A/V and Flowmeter 4 rolls (Ø: 1,0 / 1,2) Water cooled version							
ALUMINIUM KIT								
030895	Aluminium Kit of double grooved TWIN rolls (Ø: 0,8/1,0) and gears kit for Al wires							
030897	Aluminium Kit of double grooved TWIN rolls (Ø: 1,0/1,2) and gears kit for Al wires							
030899	Aluminium Kit of double grooved TWIN rolls (Ø: 1,2/1,6) and gears kit for Al wires							
MIG MAG WELDING TORCHES								
020466	CEA Torch CX 353/4 4 m wire Ø 0.8÷1.2 C02 340A @60% / Mix 290A @60%	●			●			
020471	CEA Torch CX 451/4 4 m wire Ø 0.8÷1.6 C02 400A @60% / Mix 300A @60%							
020472	CEA Torch CXH 302/4 4 m wire Ø 0.8÷1.2 water cooled C02 300A @100% / Mix 250A @100%					≈		
020479	CEA Torch CXH 402/4 4 m wire Ø 0.8÷1.6 water cooled C02 500A @100% / Mix 450A @100%		≈	≈			≈	≈
020488	Push Pull Torch PP 401 D 8 m 24 V - wire Ø 0,8÷1,2 water cooled (to be ordered w. 031107)							
031107	Push Pull Synchronizer PC Board KIT for QF4, HT5 (to be ordered with the Push Pull torch)							
031113	Push Pull Synchronizer PC Board KIT 24/42 V for MF4 and QF7 ProDrive (to be order with Push Pull torch)							
For other torches see mig/mag torches								
TIG TORCHES WITH BUILT-IN GAS VALVE FOR TOUCH-START TECHNIQUE								
020568	Torch RTX 26.4 4 m - 180 A 35%							
GROUND CABLES								
239603	50 mm ² / 4 m Ground cable with clamp	●	≈		●	≈	≈	
239607	70 mm ² / 4 m Ground cable with clamp			≈				≈
GAS REDUCERS								
020916	Reducer with flowmeter and 1 manometer	●	≈	≈	●	≈	≈	≈
OTHER OPTION[S]								
402275A	Cea CL-1100 cooling liquid - 5 l Tank		≈	≈		≈	≈	≈
353473	Dust Air Filter (package of 4 pcs)							
236590	Metallic spool adaptor							
236234	RC 178 remote control with 5 m cable							
460262	4+3 m 50 mm ² cables with electrodeholder pincer, ground clamp - brush/hammer - shield with lens							
460264	4+3 m 70 mm ² cables with electrodeholder pincer, ground clamp - brush/hammer - shield with lens							
	QUBOX 400 Suggested air cooled version with torch	●						
	QUBOX 400 W Suggested water cooled version with torch		≈					
	QUBOX 500 W Suggested water cooled version with torch			≈				
	QUBOX 335 PULSE Suggested air cooled version with torch				●			
	QUBOX 335 W PULSE Suggested water cooled version with torch					≈		
	QUBOX 405 W PULSE Suggested water cooled version with torch						≈	
	QUBOX 505 W PULSE Suggested water cooled version with torch							≈



DIGITECH VP2

THE WELDING EDGE



DIGITECH VP2 (vision.PULSE2) are based on the last generation microprocessor with vision.ARC2 arc control software which allows to obtain a far superior premium quality welding performance unthinkable till this day.

DIGITECH VP2 are characterized by a digital interface with colour display with a synergic digital control to automatically determine the best welding parameters, based on the used type of material, wire diameter and gas.

Technologically ahead and easy-to-use, they offer premium welding quality at high speed, in PULSED MIG, DUAL PULSED, MIG-MAG, MMA and TIG with "lift" arc striking and represent the best solution in any industrial field requiring high precision and repeatability of the achieved results.

DIGITECH 3200 VP2 is designed with a built-in feeder.



- Top welding performance
- LCD Panel Interface
- Complete connectivity
- Special MIG and Pulse process possibility



DIGITECH VP2 FEATURES

- High tech multi-process equipment with exceptional performance in PULSED MIG, DUAL PULSED, MIG/MAG, MMA and TIG.
- Digital control of the welding parameters with preset synergic curves according to the type of material, gas and wire diameter being used
- Possibility of integrating special welding process: vision.MIG and vision.PULSED
- vision.ARC2 guarantees a constant arc in all conditions and the perfect droplet detachment, mostly in PULSED MIG and DUAL PULSED, to achieve superior welding performances
- User Interface with LCD colour display to keep under control the whole welding process
- Monitoring and repeatability of the welding parameters
- Excellent arc striking always precise and efficient
- Ability to partially or totally lock the equipment with access key by password
- Energy Saving™ function to operate the power source cooling fan and torch water cooling when necessary
- Welding parameter adjustments directly from Up/Down MIG torch
- LAN connectivity to the network via Ethernet port or WIFI (Optional)
- Data storing and data printing ability (Optional)

WIRE FEEDER HT5 / HT6 PRO DRIVE

- **PROFESSIONAL WIRE FEEDING** mechanism with 4 rolls of large diameter for a precise and constant wire driving
- **DOUBLE GROOVE ROLLS** replaceable without any tool
- **LOADING FOR WIRE SPOOLS** up to Ø 300 mm
- **LED LIGHT** in the feeder compartment (HT6 Pro Drive)
- **INSPECTION WINDOWS** in the spool cover (HT6 Pro Drive)
- **HK1** Hanging Kit (HT6 Pro Drive - Optional)
- **GRADUATED KNOB** to achieve the most correct value of the wire pressure cables from the power source to the feeder.
- **STRONG INDUSTRIAL CASE** made to last



DOUBLE FEEDER

DIGITECH VP2 in the version with double HT5 feeder represent the ideal solution whenever a greater flexibility is needed in all applications using two different types of material, wire or gas.




DIGITECH VP2 SYNERGIC CONTROL

DIGITECH VP2 control, fitted with the innovative colour display with icons and a clear infographic, allows even less expert welders to very easily adjust all the welding parameters in an intuitive way with extreme simplicity.

At the same time, DIGITECH VP2 power sources offer also most expert welders the possibility of fine tuning and customizing the welding process control, thanks to the ability to access clear, simple and complete under menus for the best possible configuration and optimization of the equipment.



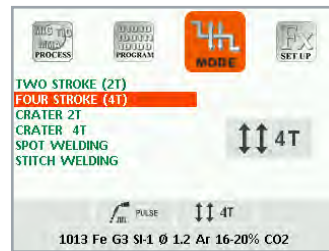
PROCESS SELECTION



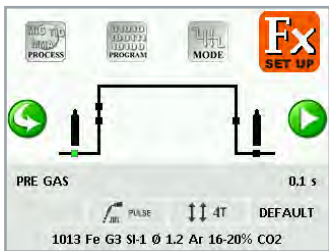
PROGRAM SELECTION

PRG	MATERIAL	Ø	GAS
1011	Fe G3 SI-1	0.8	Ar 16-20% CO2
1012	Fe G3 SI-1	1.0	Ar 16-20% CO2
1013	Fe G3 SI-1	1.2	Ar 16-20% CO2
1014	Fe G3 SI-1	1.6	Ar 16-20% CO2
1015	Fe G3 SI-1	0.9	Ar 16-20% CO2

WELDING MODE



WELDING SET UP



WSC - Wire Start Control

This arc striking control device prevents any possible wire sticking to the workpiece or torch nozzle, by always ensuring a prompt and precise arc striking

SIMPLE AUTOMATION

Standard equipped with analogic-digital I/O, DIGITECH VP2 can be easily integrated into automated welding equipment without any expensive and sophisticated external interfaces usually necessarily supplied for robotics.

ETHERNET LAN

Possibility of having a special version fitted with an external Ethernet socket to interface the equipment to a remote device and support software.

DIGITECH VP2 4.0 READY

These units have the possibility to be connected to an industrial LAN through an Ethernet port or by a WiFi LAN (Optional), to satisfy all the requirement of 4.0 industry.

ROBOT INTERFACE


DIGITECH VP2 power sources can be connected to any Robot or Cobot by means of a CEA Robot Interface which can handle several analogic, fieldbus digital protocols depending on the features of the Robot to be used.

RI-A1

ANALOGIC/DIGITAL INTERFACE

RI-D

DIGITAL FIELD BUS INTERFACE



SPECIAL PROCESSES

vision.ARC2 is the software platform available on DIGITECH VP2, which enables to weld with the following optional special processes:

MIG MAG



vision.COLD
To weld thin thickness laminations with low heat transfer



vision.ULTRASPEED
For high speed welding



vision.POWER
For a more concentrated arc and deeper penetration on medium and thick thickness



vision.PIPE
For a more accurate welding in pipe first root pass.

MIG PULSED



vision.PULSE-POWER
For a deeper and more flattened welding bead on medium large thickness



vision.PULSE-RUN
For a faster and colder pulse welding



vision.PULSE-UP
For a faster and more precise vertical up welding

ECP

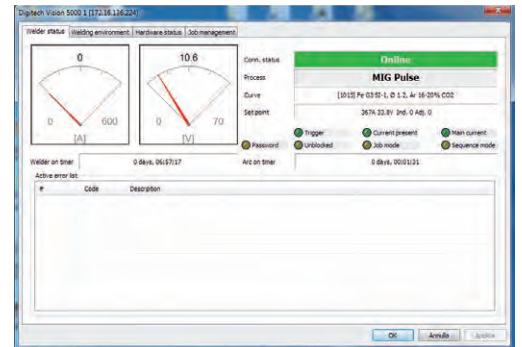


EXTRA CURVE PACKAGE
A complete set of welding curves for different materials

CQM CEA QUALITY MANAGER - CWM CEA WELDER MANAGER

CQM (CEA QUALITY MANAGER) is a software developed by CEA to enable welding data recording, monitoring, and printing by means of an external computer connected to one or more DIGITECH power sources.

CWM (CEA WELDER MANAGER) is a software developed by CEA designed to monitor the status of one or more DIGITECH power sources by connecting them via Ethernet (or Wi-Fi optional) to an external computer in the same network.



TECHNICAL DATA		DIGITECH VP2			
		3200	3300	4000	5000
Three Phase input 50/60 Hz	V +10% -10%	400	400	400	400
Input Power @ I ² Max	kVA	19	19,6	25,5	31,2
Delayed Fuse (I eff)	A	20	25	32	40
Power Factor / cos φ		0,66/0,99	0,65/0,99	0,65/0,99	0,69/0,99
Efficiency Degree		0,85	0,85	0,86	0,87
Open circuit voltage	V	62	62	70	70
Current range	A	10 - 320	10 - 330	10 - 400	10 - 500
	A 100 %	240	280	350	380
	A 60 %	270	300	400	460
Duty cycle at (40°C)	A X %	320 (40%)	330 (40%)	-	500 (50%)
	Wires	Ø mm	0,6 - 1,6	0,6 - 1,6	0,6 - 1,6
Standards		EN 60974-1 • EN 60974-5 • EN 60974-10			
Protection Class	IP	23 S	23 S	23 S	23 S
Dimensions (L x W x H)	mm	660 x 290 x 515	660 x 290 x 515	660 x 290 x 515	660 x 290 x 515
Weight	Kg	41	35	40	44

DIGITECH 3200 VP2

ORDER INFORMATION

CODE	DESCRIPTION	DIGITECH VP2 3200	
		AIR	WATER
POWER SOURCES			
004700	Power Source DIGITECH 3200 VP2 400 V (4 rolls for wire Ø 0,8÷1,0 mm)	●	≈
SPECIAL VERSION - POWER SOURCE FITTED WITH SOFTWARE			
004700PR	Power Source DIGITECH 3200 VP2 (PREMIUM) 400 V with vision.FULL PACKAGE and Ethernet socket		
ALUMINIUM KIT			
030895	Aluminium Kit of double grooved TWIN rolls (Ø 0.8÷1.0) and gears kit for Al wires		
030897	Aluminium Kit of double grooved TWIN rolls (Ø 1.0÷1.2) and gears kit for Al wires		
SOFTWARE FOR SPECIAL MIG/MAG PROCESS			
050002	SM1 - SPECIAL MIG Process Package including: vision.COLD, vision.POWER, vision.ULTRASPEED, vision.PIPE and ECP - Extra Curves Package		
050003	SP2 - PERFORMANCE Process Package including: vision.PULSE-UP, vision.PULSE-RUN, vision.ULTRASPEED and ECP - Extra Curves Package		
050004	SFP - vision.FULL-PACKAGE complete package with Special MIG Process Package (SM1) and Special PULSE Process: vision.PULSE-UP, vision.PULSE-RUN and vision.PULSE-POWER with extra curves ECP		
050050	ECP - Extra Curves Package to meet special application		
EN 1090 WPQR - WPS			
Collection of WPQR - WPS for DIGITECH			
MIG MAG WELDING TORCHES			
020466	CEA Torch CX 353/4 4 m wire Ø 0.8÷1.2 C02 340A @60% / Mix 290A @60%	●	≈
020472	CEA Torch CXH 302/4 4 m wire Ø 0.8÷1.2 water cooled C02 300A @100% / Mix 250A @100%		≈
020488	Push Pull Torch PP 401 D 8 m 24 V -wire Ø 0,8÷1,2 water cooled (to be ordered w. 031107)		
031107	Push Pull Synchronizer PC Board KIT for QF4 and HT5 (to be ordered with the Push pull torch)		
For other torches see mig/mag torches			
TIG TORCHES WITH BUILT-IN GAS VALVE FOR TOUCH-START TECHNIQUE			
020568	Torch RTX 26.4 4 m - 180 A 35%		
WATER COOLING			
032098	Water cooling equipment HR 32 400 V		≈
402275A	Cea CL-1100 cooling liquid - 5 l Tank		≈
TROLLEYS			
234914	Trolley CT 70 with 4 rolls for power source, cooling equipment and cylinder (and autotransformer)	●	≈
234928	Trolley CT 75 with 4 rolls for power source, cooling equipment and cylinder (and autotransformer)		
GROUND CABLES			
239603	50 mm ² / 4 m Ground cable with clamp	●	≈
GAS REDUCERS			
020916	Reducer with flowmeter and 1 manometer	●	≈
OTHER OPTION[S]			
236590	Metallic spool adaptor		
236234	RC 178 remote control with 5 m cable		
020340	Autotransformer A 13-H 220/400 V 50/60 Hz 3 Phase		
460292	4+3 m 35 mm ² cables with electrodeholder pincer, ground clamp and 50 mm ² safety connections - brush/hammer - shield with lens		
DIGITECH 3200 VP2 COMPACT Suggested air cooled version with torch		●	≈
DIGITECH 3200 VP2 COMPACT Suggested water cooled version with torch			≈

DIGITECH 3300 VP2

ORDER INFORMATION

CODE	DESCRIPTION	DIGITECH VP2 3300	
		AIR	WATER
POWER SOURCES			
004705	Power Source DIGITECH 3300 VP2 400 V	●	≈
PREMIUM VERSIONS - POWER SOURCE FITTED WITH SOFTWARE			
004705PR	Power source DIGITECH 3300 VP2 PREMIUM 400 V with vision.FULL PACKAGE and Ethernet socket DIGITECH VP2's PREMIUM READY FOR INDUSTRY 4.0 - PREPARED To be connected to QR WIFI READER and/or to WIFI LAN		
004707PR	Power source DIGITECH 3300 VP2 PREMIUM 4.0 READY 400V vision.FULL PACKAGE & Ethernet & USB socket		
SOFTWARE FOR SPECIAL MIG/MAG PROCESS			
050002	SM1 - SPECIAL MIG Process Package including: vision.COLD, vision.POWER, vision.ULTRASPEED, vision.PIPE and ECP - Extra Curves Package		
050003	SP2 - PERFORMANCE Process Package including: vision.PULSE-UP, vision.PULSE-RUN, vision.ULTRASPEED and ECP - Extra Curves Package		
050004	SFP - vision.FULL-PACKAGE complete package with Special MIG Process Package (SM1) and Special PULSE Process: vision.PULSE-UP, vision.PULSE-RUN and vision.PULSE-POWER with extra curves ECP		
050050	ECP - Extra Curves Package to meet special application		
EN 1090 WPQR - WPS			
Collection of WPQR - WPS for DIGITECH			
INTERCONNECTING CABLES			
010839	1,2 m Air / Water cooled Interconnecting cable Power source-Wire feeder	●	≈
010842	5 m Air / Water cooled Interconnecting cable Power source-Wire feeder		
010846	10 m Air / Water cooled Interconnecting cable Power source-Wire feeder		
WIRE FEEDERS			
030715	Wire Feeder HT 5 with Euro Connection 4 rolls (Ø 1.0÷1.2)	●	≈
030716	Wire Feeder HT 6 PRO DRIVE with Euro Connection 4 rolls (Ø 1.0÷1.2)		
030872	WK 1 standard wheels kit for HT 5 feeder		
031116	WK 4 standard wheels kit for HT 6 feeder		
031007	WK 2 extra-large wheels kit		
031117	HK 1 Hanging Kit for HT 6 PRO DRIVE feeder		
ALUMINIUM KIT			
030895	Aluminium Kit of double grooved TWIN rolls (Ø 0.8÷1.0) and gears kit for Al wires		
030897	Aluminium Kit of double grooved TWIN rolls (Ø 1.0÷1.2) and gears kit for Al wires		
030899	Aluminium Kit of double grooved TWIN rolls (Ø 1.2÷1.6) and gears kit for Al wires		
MIG MAG WELDING TORCHES			
020466	CEA Torch CX 353/4 4 m wire Ø 0.8÷1.2 CO2 340A @60% / Mix 290A @60%	●	
020472	CEA Torch CXH 302/4 4 m wire Ø 0.8÷1.2 water cooled CO2 300A @100% / Mix 250A @100%		≈
020488	Push Pull Torch PP 401 D 8 m 24 V -wire Ø 0,8÷1,2 water cooled (to be ordered w. 031107)		
031107	Push Pull Synchronizer PC Board KIT for QF4 and HT5 (to be ordered with the Push Pull torch)		
031113	Push Pull Synchronizer PC Board KIT 24 / 42 V for MF4, QF7 PRO DRIVE and HT 6 PRO DRIVE (to be ordered with the Push pull torch)		
TIG TORCHES WITH BUILT-IN GAS VALVE FOR TOUCH-START TECHNIQUE			
020568	Torch RTX 26.4 4 m - 180 A 35%		
WATER COOLING			
032095	Water cooling equipment HR 31 400 V		≈
402275A	Cea CL-1100 cooling liquid - 5 l Tank		≈
TROLLEYS			
234914	Trolley CT 70 with 4 rolls for power source, cooling equipment and cylinder (and autotransformer)	●	≈
234928	Trolley CT 75 with 4 rolls for power source, cooling equipment and cylinder (and autotransformer)		
GROUND CABLES			
239603	50 mm ² / 4 m Ground cable with clamp	●	≈
GAS REDUCERS			
020916	Reducer with flowmeter and 1 manometer	●	≈
OTHER OPTION[S]			
236590	Metallic spool adaptor		
236234	RC 178 remote control with 5 m cable		
020340	Autotransformer A 13-H 220/400 V 50/60 Hz 3 Phase		
460262	4+3 m 50 mm ² cables with electrodeholder pincer, ground clamp and 50mm ² safety connections brush/hammer - shield with lens		
	DIGITECH 3300 VP2 Suggested air cooled version with torch	●	
	DIGITECH 3300 VP2 Suggested water cooled version with torch		≈

DIGITECH 4000/5000 VP2

ORDER INFORMATION

CODE	DESCRIPTION	DIGITECH VP2 4000		DIGITECH VP2 5000	
		AIR	WATER	AIR	WATER
POWER SOURCES					
004710	Power Source DIGITECH 4000 VP2 400 V	●	≈		
004715	Power Source DIGITECH 5000 VP2 400 V			●	≈
SPECIAL VERSION - POWER SOURCE FITTED WITH SOFTWARE					
004710PR	Power source DIGITECH 4000 VP2 PREMIUM 400 V with vision.FULL PACKAGE and Ethernet socket				
004715PR	Power source DIGITECH 5000 VP2 PREMIUM 400 V with vision.FULL PACKAGE and Ethernet socket				
DIGITECH VP2's PREMIUM READY FOR INDUSTRY 4.0 - PREPARED To be connected to QR WIFI READER and/or to WIFI LAN					
004712PR	Power source DIGITECH 4000 VP2 PREMIUM 4.0 READY 400V vision.FULL PACKAGE & Ethernet & USB socket				
004718PR	Power source DIGITECH 5000 VP2 PREMIUM 4.0 READY 400V vision.FULL PACKAGE & Ethernet & USB socket				
SOFTWARE FOR SPECIAL MIG/MAG PROCESS					
050002	SM1 - SPECIAL MIG Process Package: vision.COLD, vision.POWER, vision.ULTRASPEED, vision.PIPE and ECP				
050003	SP2 - PERFORMANCE Process Package: vision.PULSE-UP, vision.PULSE-RUN, vision.ULTRASPEED and ECP				
050004	SFP - vision.FULL-PACKAGE complete package with Special MIG Process Package (SM1) and Special PULSE Process: vision.PULSE-UP, vision.PULSE-RUN and vision.PULSE-POWER with extra curves ECP				
050050	ECP-Extra Curves Package to meet special application				
EN 1090 WPQR - WPS					
Collection of WPQR - WPS for DIGITECH					
INTERCONNECTING CABLES					
010839	1,2 m Air / Water cooled Interconnecting cable Power source-Wire feeder	●	≈	●	≈
010842	5 m Air / Water cooled Interconnecting cable Power source-Wire feeder				
010846	10 m Air / Water cooled Interconnecting cable Power source-Wire feeder				
WIRE FEEDERS					
030715	Wire Feeder HT 5 with Euro Connection 4 rolls (Ø 1.0÷1.2)	●	≈	●	≈
030716	Wire Feeder HT 6 PRO DRIVE with Euro Connection 4 rolls (Ø 1.0÷1.2)				
030872	WK 1 standard wheels kit for HT 5 feeder				
031116	WK 4 standard wheels kit for HT 6 PRO DRIVE feeder				
031007	WK 2 extra-large wheels kit				
031117	HK 1 Hanging Kit for HT 6 PRO DRIVE feeder				
ALUMINIUM KIT					
030895	Aluminium Kit of double grooved TWIN rolls (Ø 0.8÷1.0) and gears kit for Al wires				
030897	Aluminium Kit of double grooved TWIN rolls (Ø 1.0÷1.2) and gears kit for Al wires				
030899	Aluminium Kit of double grooved TWIN rolls (Ø 1.2÷1.6) and gears kit for Al wires				
MIG MAG WELDING TORCHES					
020471	CEA Torch CX 451/4 4 m wire Ø 0.8÷1.6 CO2 400A @60% / Mix 300A @60%	●	≈	●	≈
020479	CEA Torch CXH 402/4 4 m wire Ø 0.8÷1.6 water cooled CO2 500A @100% / Mix 450A @100%		≈		≈
020488	Push Pull Torch PP 401 D 8 m 24 V -wire Ø 0,8÷1,2 water cooled (to be ordered w. 031107)				
031107	Push Pull Synchronizer PC Board KIT for QF4 and HT5 (to be ordered with the Push Pull torch)				
031113	Push Pull Synchronizer PC Board KIT 24 / 42 V for MF4, QF7 PRO DRIVE and HT 6 PRO DRIVE (to be ordered with the Push pull torch)				
TIG TORCHES WITH BUILT-IN GAS VALVE FOR TOUCH-START TECHNIQUE					
020568	Torch RTX 26.4 4 m - 180 A 35%				
WATER COOLING					
032095	Water cooling equipment HR 31 400 V		≈		≈
402275A	Cea CL-1100 cooling liquid - 5 l Tank		≈		≈
TROLLEYS					
234914	Trolley CT 70 with 4 rolls for power source, cooling equipment and cylinder (and autotransformer)	●	≈	●	≈
234928	Trolley CT 75 with 4 rolls for power source, cooling equipment and cylinder (and autotransformer)				
GROUND CABLES					
239603	50 mm ² / 4 m Ground cable with clamp	●	≈		
239607	70 mm ² / 4 m Ground cable with clamp			●	≈
GAS REDUCERS					
020916	Reducer with flowmeter and 1 manometer	●	≈	●	≈
OTHER OPTION[S]					
236590	Metallic spool adaptor				
236234	RC 178 remote control with 5 m cable				
020340	Autotransformer A 13-H 220/400 V 50/60 Hz 3 Phase				
460262	4+3 m 50 mm ² cables with electrodeholder pincer, ground clamp and 50mm ² safety connections brush/hammer - shield with lens				
	DIGITECH 4000 VP2 Suggested air cooled version with torch	●			
	DIGITECH 4000 VP2 Suggested water cooled version with torch		≈		
	DIGITECH 5000 VP2 Suggested air cooled version with torch			●	
	DIGITECH 5000 VP2 Suggested water cooled version with torch				≈

DIGITECH DOUBLE FEEDER VP2

ORDER INFORMATION

CODE	DESCRIPTION	DIGITECH VP2 3300		DIGITECH VP2 4000		DIGITECH VP2 5000	
		AIR	WATER	AIR	WATER	AIR	WATER
POWER SOURCES							
004705	Power Source DIGITECH 3300 VP2 400 V	●	≈				
004710	Power Source DIGITECH 4000 VP2 400 V			●	≈		
004715	Power Source DIGITECH 5000 VP2 400 V					●	≈
SPECIAL VERSION - POWER SOURCE FITTED WITH SOFTWARE							
004705PR	Power source DIGITECH 3300 VP2 PREMIUM 400 V with vision.FULL PACKAGE and Ethernet socket						
004710PR	Power source DIGITECH 4000 VP2 PREMIUM 400 V with vision.FULL PACKAGE and Ethernet socket						
004715PR	Power source DIGITECH 5000 VP2 PREMIUM 400 V with vision.FULL PACKAGE and Ethernet socket						
SOFTWARE FOR SPECIAL MIG/MAG PROCESS							
050002	SM1 - SPECIAL MIG Process Package: vision.COLD, vision.POWER, vision.ULTRASPEED, vision.PIPE and ECP						
050003	SP2 - PERFORMANCE Process Package: vision.PULSE-UP, vision.PULSE-RUN, vision.ULTRASPEED and ECP						
050004	SFP - vision.FULL-PACKAGE complete package with Special MIG Process Package (SM1) and Special PULSE Process: vision.PULSE-UP, vision.PULSE-RUN and vision.PULSE-POWER with extra curves ECP						
050050	ECP - Extra Curves Package to meet special application						
EN 1090 WPQR - WPS							
Collection of WPQR - WPS for DIGITECH							
INTERCONNECTING CABLES							
010839	1,2 m Air / Water cooled Interconnecting cable Power source-Wire feeder	●	≈	●	≈	●	≈
010839	1,2 m Air / Water cooled Interconnecting cable Power source-Wire feeder	●	≈	●	≈	●	≈
010842	5 m Air / Water cooled Interconnecting cable Power source-Wire feeder						
010846	10 m Air / Water cooled Interconnecting cable Power source-Wire feeder						
WIRE FEEDERS							
030715	Wire Feeder HT 5 with Euro Connection 4 rolls (Ø 1.0÷1.2)	●	≈	●	≈	●	≈
030715	Wire Feeder HT 5 with Euro Connection 4 rolls (Ø 1.0÷1.2)	●	≈	●	≈	●	≈
030873	Support and Connection Kit for DOUBLE HT 5 wire feeder system	●	≈	●	≈	●	≈
ALUMINIUM KIT							
030895	Aluminium Kit of double grooved TWIN rolls (Ø 0.8÷1.0) and gears kit for Al wires						
030897	Aluminium Kit of double grooved TWIN rolls (Ø 1.0÷1.2) and gears kit for Al wires						
030899	Aluminium Kit of double grooved TWIN rolls (Ø 1.2÷1.6) and gears kit for Al wires						
MIG MAG WELDING TORCHES							
020466	CEA Torch CX 353/4 4 m wire Ø 0.8÷1.2 CO2 340A @60% / Mix 290A @60%	●		●		●	
020471	CEA Torch CX 451/4 4 m wire Ø 0.8÷1.6 CO2 400A @60% / Mix 300A @60%			●		●	
020472	CEA Torch CXH 302/4 4 m wire Ø 0.8÷1.2 water cooled CO2 300A @100% / Mix 250A @100%		≈				
020479	CEA Torch CXH 402/4 4 m wire Ø 0.8÷1.6 water cooled CO2 500A @100% / Mix 450A @100%				≈		≈
020488	Push Pull Torch PP 401 D 8 m 24 V -wire Ø 0,8÷1,2 water cooled (to be ordered w. 031107)						
031107	Push Pull Synchronizer PC Board KIT for QF4 and HT5 (to be ordered with the Push Pull torch)						
WATER COOLING							
032095	Water cooling equipment HR 31 400 V		≈		≈		≈
402275A	Cea CL-1100 cooling liquid - 5 l Tank		≈		≈		≈
TROLLEYS							
234914	Trolley CT 70 with 4 rolls for power source, cooling equipment and cylinder (and autotransformer)	●	≈	●	≈	●	≈
234928	Trolley CT 75 with 4 rolls for power source, cooling equipment and cylinder (and autotransformer)						
234923	Trolley CT 72 Large for power source and 2 gas cylinder and autotransformer						
GROUND CABLES							
239603	50 mm² / 4 m Ground cable with clamp	●	≈	●	≈		
239607	70 mm² / 4 m Ground cable with clamp					●	≈
GAS REDUCERS							
020916	Reducer with flowmeter and 1 manometer	●	≈	●	≈	●	≈
OTHER OPTION[S]							
236590	Metallic spool adaptor						
236234	RC 178 remote control with 5 m cable						
020340	Autotransformer A 13-H 220/400 V 50/60 Hz 3 Phase						
	DIGITECH 3300 VP2 with Double Feeder HT 5 - Suggested air cooled version with torch	●					
	DIGITECH 3300 VP2 with Double Feeder HT 5 - Suggested water cooled version with torch		≈				
	DIGITECH 4000 VP2 with Double Feeder HT 5 - Suggested air cooled version with torch			●			
	DIGITECH 4000 VP2 with Double Feeder HT 5 - Suggested water cooled version with torch				≈		
	DIGITECH 5000 VP2 with Double Feeder HT 5 - Suggested air cooled version with torch					●	
	DIGITECH 5000 VP2 with Double Feeder HT 5 - Suggested water cooled version with torch						≈



SMARTMIG / COMPACT

STEP ADJUSTMENT MIG COMPACT EQUIPMENT



Industrial semi-automatic welding equipment with built-in wire feeder, suitable to be used with CO₂ gas and mixture for professional and industrial applications.

SMARTMIG and **COMPACT** power sources, in their robust and user-friendly design, ensure excellent welding characteristics on any material, aluminium and stainless steel included, by granting a very stable arc in any welding position.

Robust and easy-to-use, **SMARTMIG** and **COMPACT** power sources are suitable to be used in industry, fabrication work, car body repair, agriculture and maintenance.



- Simple and easy to use
- Compact and reliable
- Good welding performance

SMARTMIG / COMPACT FEATURES

- Excellent MIG-MAG welding characteristics on any material and with any gas
- Arc striking always precise
- Burn-Back and motor ramp externally adjustable
- Spot timer on all models
- 2 - 4 stroke mode selector switch (COMPACT)
- Professional feeding system to ensure a precise and constant wire feeding
- Large inner lodging to easily accommodate also metallic coils (300 mm Ø max.)
- Double inductance connection for a better welding pool in any position (COMPACT)
- Standard supplied with cylinder carriage and robust wheels for an easy manoeuvrability



TECHNICAL DATA		SMARTMIG		COMPACT		
		T 25	270	310	364	410
Three phase input 50/60 Hz	V	230/400	230/400	230/400	230/400	230/400
Input Power @ I ² Max	kVA	9,7	12	13,3	17,3	18,5
Delayed Fuse (I ² @ 60%)	A	16/10	16/10	25/16	25/20	35/20
Power Factor / cos φ		0,75	0,96	0,96	0,96	0,96
Efficiency Degree		0,76	0,65	0,70	0,68	0,77
Open circuit voltage	V	17 - 38	17 - 38	18 - 43,5	18,5 - 45	20 - 44
Adjustment positions	N°	10	10	10	14	20
Current range	A	25 - 250	25 - 250	30 - 300	45 - 350	60 - 400
Duty cycle at (40°C)	A 100%	120	140	170	200	240
	A 60%	160	180	225	260	300
	A 35%	210	250	300	350	400
	A X%	250 (25%)	---	---	---	---
Wires	∅ mm	0,6 - 1,2	0,6 - 1,2	0,6 - 1,2	0,6 - 1,2	0,6 - 1,6
Standards		EN 60974-1 • EN 60974-5 • EN 60974-10 •				
Protection Class	IP	23 S	23 S	23 S	23 S	23 S
Dimensions (L x W x H)	mm	830 x 400 x 615	860 x 540 x 790	860 x 540 x 790	860 x 540 x 790	1060 x 600 x 780
Weight	Kg	53	67	70	83	109



IR 14 water cooling equipment (COMPACT 410)

ORDER INFORMATION

CODE	DESCRIPTION	SMARTMIG	COMPACT	COMPACT	COMPACT	COMPACT
		T 25	270	310	364	410
		AIR	AIR	AIR	AIR	WATER
POWER SOURCES WITH TORCH						
007545	Power source SMARTMIG T 25 230/400 V - 3 Ph complete with: C 25/3 3 m Torch, 25 mm ² / 3 m Ground cable and roll for 0,8 ÷ 1,0 mm ∅ wires	●				
POWER SOURCES WITHOUT TORCH						
007546	Power source SMARTMIG T 25 230/400 V - 3 Ph complete with: 25 mm ² / 3 m Ground cable and roll for 0,8 ÷ 1,0 mm ∅ wires					
007200	Power source COMPACT 270 230/400V (2 rolls for wire ∅ 0,8 ÷ 1,0 mm)		●			
007210	Power source COMPACT 310 230/400V (2 rolls for wire ∅ 0,8 ÷ 1,0 mm)			●		
007223	Power source COMPACT 364 230/400V (4 rolls for wire ∅ 1,0 ÷ 1,2 mm) TO BE DISCONTINUED				●	
007230	Power source COMPACT 410 230/400V (4 rolls for wire ∅ 1,0 ÷ 1,2 mm)					●
WELDING TORCHES						
020458	CEA Torch CX 251/3 3 m wire ∅ 0,6 ÷ 1,0 CO2 260A @60% / Mix 200A @60%		●	●	●	
020466	CEA Torch CX 353/4 4 m wire ∅ 0,8 ÷ 1,2 CO2 340A @60% / Mix 290A @60%					●
020472	CEA Torch CXH 302/4 4 m wire ∅ 0,8 ÷ 1,2 water cooled CO2 300A @100% / Mix 250A @100%					≈
WATER COOLING						
032050	Water cooling equipment IR 14 400 V					≈
032055	Water cooling equipment IR 14 230 V					≈
402275A	Cea CL-1100 cooling liquid - 5 l Tank					≈
030939	Accessories IR type: "L" <i>IR must have the same input voltage used for the power source.</i>					≈
GROUND CABLES						
239618	25 mm ² / 4 m Ground cable with clamp		●			
239601	35 mm ² / 4 m Ground cable with clamp			●	●	
239603	50 mm ² / 4 m Ground cable with clamp					●
GAS REDUCERS						
020855	Reducer with 2 manometers	●	●	●	●	●
OPTIONAL						
236590	Metallic spool adaptor					
	SMARTMIG T 25 Suggested air cooled version with torch	●				
	COMPACT 270 Suggested air cooled version with torch		●			
	COMPACT 310 Suggested air cooled version with torch			●		
	COMPACT 364 Suggested air cooled version with torch				●	
	COMPACT 410 Suggested air cooled version with torch					●
	COMPACT 410 Suggested water cooled version with torch					≈



MAXI

STEP ADJUSTMENT MIG WELDING EQUIPMENT WITH SEPARATE WIRE FEEDER



Semi-automatic welding equipment, with separate wire feeder, recommended for industrial applications in medium and large fabrication work.

MAXI power sources, are the most complete solution for any job and ensure excellent welding performances on any thickness by granting a very stable arc in any welding position.

MAXI supplied with cylinder carriage and robust wheels.



- Easy to use
- Strong and reliable
- Good welding performance


MAXI FEATURES

- Excellent welding characteristics on any material and with any gas type
- Ideal for welding any metal in any industrial application
- Control panel protected against accidental impact
- Large ergonomic handle for an easy manoeuvrability
- Double inductance connection for a better welding pool in any position

WIRE FEEDER WF 5

- External Burn-Back and motor ramp adjustments for a precise arc striking
- 2/4 stroke selector switch
- Professional wire feeding mechanism for a precise and constant wire driving
- Double groove rolls replaceable without any tool




TECHNICAL DATA		MAXI	
		405	505
Three phase input 50/60 Hz	V	230/400	230/400
Input Power @ I ² Max	kVA	19	24,2
Delayed Fuse (I ² @ 60%)	A	35/20	40/25
Power Factor / cos φ		0,96	0,97
Efficiency Degree		0,77	0,78
Open circuit voltage	V	20 - 44	19 - 51
Adjustment positions	N°	20	30
Current range	A	60 - 400	60 - 500
Duty cycle at (40°C)	A 100%	230	300
	A 60%	300	370
	A 35%	400	500
Wires	∅ mm	0,6 - 1,6	0,8 - 2,0
Standards		EN 60974-1 • EN 60974-10 	
Protection Class	IP	23 S	23 S
Dimensions	mm	1060 x 600 x 780	1060 x 600 x 780
Weight	Kg	99	113



SWF feeders with robust suitcase, ideal for site jobs and harshest environments.



IR 14 water cooling equipment



CONTROL PANEL Digital ammeter/voltmeter with hold function of the last welding parameters (optional)

ORDER INFORMATION





TIG

- 66 RAINBOW HF
- 68 MATRIX HF
- 72 MATRIX X HF
- 76 MATRIX AC/DC
- 80 MATRIX X AC/DC



RAINBOW HF


OUR ICON FOR PRECISION DC TIG WELDING



RAINBOW HF represent the latest evolution of inverter technology DC welding machines for professional applications.

Equipped with a digital control, these powerful 100 kHz power sources, based on IGBT technology and fitted with flat transformer, can be used for TIG welding of any metal, excluding aluminium and its alloys.

RAINBOW HF also very well performing in MMA welding, due to their lightness and portability, are the ideal solution for excellent quality welding in maintenance, assembly and light fabrication works.



- High precision welding
- Ultra-compact, light and powerful
- Ideal for professional welder

RAINBOW HF FEATURES

- Digital control of all the welding parameters
- TIG arc striking by high frequency or "lift arc"
- High performance on thin metal sheets
- Energy Saving function to operate the power source cooling fan only when necessary
- Sloping front control panel, easy to read and adjust and highly visible from any direction
- Thanks to the "Tunnel" fan cooling system, IP 23 protection class and dust-proof electronic components allow their use in the toughest work environments
- Use of Up/Down TIG torches will enable to adjust directly from the torch the welding parameters

RAINBOW HF PRO



TECHNICAL DATA		RAINBOW 201 HF		RAINBOW 182 HF PRO		RAINBOW 202 HF PRO	
		TIG DC	MMA	TIG DC	MMA	TIG DC	MMA
Single phase input 50/60 Hz	V +20% -20%	230	230	230	230	230	230
Input Power @ I ² Max	kVA	8,5	9,0	6,9	8,3	8,5	9
Delayed Fuse (I eff)	A	20	20	16	16	20	20
Power Factor / cos φ		0,67/0,99	0,67/0,99	0,67/0,99	0,67/0,99	0,67/0,99	0,67/0,99
Efficiency Degree		0,82	0,82	0,82	0,82	0,82	0,82
Open circuit voltage	V	88	88	90	90	88	88
Current range	A	5 - 200	5 - 160	5 - 180	5 - 160	5 - 200	5 - 160
Duty cycle at (40°C)	A 100 %	120	110	110	80	120	110
	A 60 %	140	130	130	100	140	130
	A X %	200 (25%)	160 (30%)	180 (25%)	160 (20%)	200 (25%)	160 (30%)
Standards		EN 60974-1 • EN 60974-3 • EN 60974-10					
Protection Class		23 S	23 S	23 S	23 S	23 S	23 S
Weight	mm	390 x 135 x 300		390 x 135 x 300		390 x 135 x 300	
Weight	Kg	7,5		7,5		7,5	

PULSE MODE

(RAINBOW 182 HF pro - 202 HF pro)



SYN PULSE

SYN PULSE will synergially generate pulse frequency and base current



FAST PULSE

Adjust frequency from 0,5 Hz to 500 Hz



SLOW PULSE

Adjust separately current/time of peak and base



RAINBOW FUNCTION	182 HF PRO		201 HF		202 HF PRO	
	TIG	MMA	TIG DC	MMA	TIG	MMA
Pre Gas	●		●		●	
Initial current	●				●	
Up Slope	●		●		●	
Welding current	●	●	●	●	●	●
2nd welding current			"CYCLE"		●	
Pulse cycle			"PULSE"		●	
Down Slope	●		●		●	
Final current	●				●	
Post gas	●		●		●	
Spot time	●		●		●	
Automatic Hot Start		●		●		●
Automatic Arc Force		●		●		●
Automatic Anti-sticking		●		●		●

"CYCLE" FUNCTION

(RAINBOW 182 HF pro - 202 HF pro)

"CYCLE" function allows, by simply pressing the torch trigger, to continuously switch between two current values, previously preselected.

ORDER INFORMATION

CODE	DESCRIPTION	RAINBOW 201 HF	RAINBOW 182 HF PRO	RAINBOW 202 HF PRO
POWER SOURCES				
004125	Power Source RAINBOW 201 HF 230 V	●		
004115	Power Source RAINBOW 182 HF PRO 230 V		●	
004126	Power Source RAINBOW 202 HF PRO 230 V			●
WELDING TORCHES				
020553	CEA Torch TXA 174 4 m 140 A 60% (DC)	●	●	●
020662	CEA Torch TXA 26.4 "UP/DOWN" 4 m 250 A 60% (DC)	●	●	●
<i>For torches with 8 m long cable see tig accessories</i>				
GROUND CABLES				
239618	25 mm ² / 3 m Ground cable with clamp	●	●	●
GAS REDUCERS				
020916	Reducer with flowmeter and 1 manometer	●	●	●
OTHER OPTION[S]				
030963	Rainbow Bag			
030940	Carrying Belt Kit			
236243	CD 6/8 8 m manual remote control			
020919	PSR 7 5 m foot remote control			
460056	Adapter for simultaneous connection of Torch and PSR 7			
460005	A6 Connection kit for non-standard Torch			
	RAINBOW 201 HF Suggested air cooled version with torch	●		
	RAINBOW 182 HF pro Suggested air cooled version with torch		●	
	RAINBOW 202 HF pro Suggested air cooled version with torch			●



MATRIX HF

THE PERFECT SOLUTION FOR DC TIG



MATRIX HF are highly technologically advanced TIG power sources with a complete and user friendly interface for the total control of all welding parameters.

MATRIX HF grant excellent TIG welding performances with mild and stainless steel, copper and its alloys and are suitable to be used for the toughest industrial applications and maintenance.

MATRIX HF offer excellent performances in MMA welding with the most difficult basic and cellulosic electrodes.

MATRIX 2200 HF optimizes the energy consumption with PFC device and is the ideal choice whenever power and portability are needed.



- High precision welding
- Excellent performance
- Complete TIG feature



MATRIX HF FEATURES

- TIG DC min current from 1A
- Standard equipped with pulse mode integrated into the control with available "EASY PULSE" feature
- Excellent TIG welding characteristics
- HF IGNITION – Intelligent HF ignition grants a more accurate and prompter arc striking in all conditions.
- "Energy Saving" function to operate the power source cooling fan and the torch water cooling only when necessary.
- Use of special TIG torches will enable the remote control of the welding parameters directly from the torch
- Control panel protected against accidental impact
- Reduced weight and size, easy-to-carry
- Electrode type selection (MMA - MATRIX 3001 HF only)
- Possibility of memorizing welding parameters 99 JOBS (excluded MATRIX 3001 HF)
- LIFT ARC CURRENT - with possibility to set the value of the starting current in LIFT

TIG RCT - Running coldTACK

RCT is the acronym of **Running coldTACK**; indeed the TIG RCT process allows to benefit of all the coldTACK advantages, by repeating the single coldTACK point in a continuous way, in order to achieve a cold and perfect welding seam.

Using **TIG RCT** the welding seam is much colder in comparison to the one achievable with Pulse TIG and it represents the ideal solution to weld thin materials with a very low heat transfer. TIG RCT is a direct current process not available in AC welding.



coldTACK

Innovative spot welding device to achieve precise and safe joining with a minimal thermal input.

Multi-coldTACK function grants cold spotting in a rapid sequence, thus further widening the benefits of the single spot.

Thanks to **Perfect-Point** function, coldTACK allows to obtain the most precise spot positioning.



MATRIX HF FUNCTION	MATRIX HF 3001		MATRIX HF 2200 · 2600 · 3000 · 4200	
	TIG	MMA	TIG	MMA
High Frequency striking	●		●	
"Lift" mode striking	●		●	
Pre Gas	●		●	
Initial Current			●	
Up Slope	●		●	
Welding current	●		●	
2nd welding current	"CYCLE"		●	
Base current	"PULSE"		●	
Base current time	"PULSE"		●	
Peak current	"PULSE"		●	
Peak current time	"PULSE"		●	
Pulse frequency	"PULSE"		●	
Down Slope	●		●	
Final current			●	
Post gas	●		●	
Spot time	●		●	
Hot Start		●		●
Arc Force		●		●
Electrode type selection		●		
Anti-sticking		●		●



MMA FUNCTIONS

Adjustable Arc Force for choosing the best welding arc dynamics
Adjustable Hot Start to improve the arc striking with difficult electrodes
Electrode Anti-sticking function.

CYCLE FUNCTION

"CYCLE" function allows to continuously switch between two current values, by previously preselected simply pressing the torch trigger. This function is most suitable for welding different thickness profiles, requiring a continuous current adjustment change.

PULSE MODE



SYN PULSE
SYN PULSE will synergially generate pulse frequency and base current



ULTRA FAST
Adjust frequency up to 2000 Hz



FAST PULSE
Adjust frequency from 0,5 Hz to 500 Hz



SLOW PULSE
Adjust separately current/time of peak and base



MATRIX 2200 HF



MATRIX 3000 HF



MATRIX 4200 HF

TECHNICAL DATA		MATRIX 2200 HF		MATRIX 2600 HF		MATRIX 3000 / 3001 HF		MATRIX 4200 HF	
		TIG	MMA	TIG	MMA	TIG	MMA	TIG	MMA
Single phase input 50/60 Hz	V +/- 20%	230		-		-		-	
Three phase input 50/60 Hz	V +/- 20%	-		400		400		400	
Input Power @ I ² Max	kVA	5,2	6,0	6,7	9,6	8,5	8,5	16,8	19,2
Delayed Fuse (I eff)	A	16	16	10	10	10	10	16	16
Power Factor / cos φ		0,99/0,99	0,99/0,99	0,95/0,99	0,95/0,99	0,96/0,99	0,95/0,99	0,95/0,99	0,95/0,99
Efficiency Degree		0,84		0,86		0,87		0,86	
Open circuit voltage	V	85		85		85		85	
Current range	A	1 - 220	10 - 180	1 - 260	10 - 250	1 - 300	10 - 270	3 - 420	10 - 400
Duty cycle at (40°C)	A 100 %	160	120	200	190	210	200	270	270
	A 60 %	190	150	230	220	250	230	340	340
	A X %	220 (30%)	180 (30%)	260 (40%)	250 (40%)	300 (35%)	270 (35%)	420 (40%)	400 (40%)
Standards		EN 60974-1 • EN 60974-3 • EN 60974-10							
Protection Class	IP	23 S		23 S		23 S		23 S	
Dimensions (L x W x H)	mm	465 x 185 x 390		495 x 185 x 390		495 x 185 x 390		560 x 220 x 425	
Weight	Kg	14		17,5		17,5		25	



VT 101 trolley for lodging gas cylinder and water cooling equipment



VT 200 trolley for lodging gas cylinder and water cooling equipment (for MATRIX 4200HF)



CT 401 trolley for lodging gas cylinder and water cooling equipment

ORDER INFORMATION

CODE	DESCRIPTION	MATRIX 2200 HF		MATRIX 2600 HF		MATRIX 3000 HF		MATRIX 3001 HF		MATRIX 4200 HF	
		AIR	WATER	AIR	WATER	AIR	WATER	AIR	WATER	AIR	WATER
POWER SOURCES											
004505	Power source MATRIX 2200 HF 400 V	●	≈								
004527	Power source MATRIX 2600 HF 400 V			●	≈						
004530	Power source MATRIX 3000 HF 400 V					●	≈				
004532	Power source MATRIX 3001 HF 400 V							●	≈		
004555	Power source MATRIX 4200 HF 400 V									●	
WELDING TORCHES											
020562	CEA Torch TXA 26.4 4 m 250 A 60% (DC)	●	/	●	/	●	/	●	/	●	/
020662	CEA Torch TXA 26.4 "UP/DOWN" 4 m 250 A 60% (DC)	/	/	/	/	/	/	/	/	/	/
020672	CEA Torch TXH 18.4 4 m 320 A 100% (DC) water cooled	/	≈	/	≈	/	≈	/	≈	/	≈
020677	CEA Torch TXH 18.4 "UP/DOWN" 4 m 320 A 100% (DC) water cooled	/	/	/	/	/	/	/	/	/	/
<i>For torches with 8 m long cable see tig accessories</i>											
2 WHEELS TROLLEYS											
234929	Trolley VT 101 with 2 rolls for power source, cooling equipment and cylinder	●	≈	●	≈	●	≈	●	≈	/	/
234921	Trolley VT 200 for power source, HR 23 cooling equipment and cylinder	/	/	/	/	/	/	/	/	●	≈
WATER COOLING											
032065	Water cooling equipment HR 22 230 V	/	≈	/	/	/	/	/	/	/	/
032060	Water cooling equipment HR 23 400 V to be ordered with "VT" trolley line only	/	/	/	≈	/	≈	/	≈	/	≈
413463	Input cable Adapter to connect HR 23 with MATRIX 4200 HF	/	/	/	/	/	/	/	/	/	/
402275A	Cea CL-1100 cooling liquid - 5 l Tanks	/	≈	/	≈	/	≈	/	≈	/	≈
GROUND CABLES											
239601	35 mm ² / 4 m Ground cable with clamp	●	≈	●	≈	●	≈	●	≈		
239603	50 mm ² / 4 m Ground cable with clamp									●	≈
GAS REDUCERS											
020916	Reducer with flowmeter and 1 manometer	●	≈	●	≈	●	≈	●	≈	●	≈
OTHER OPTION[S]											
236243	CD 6/8 8 m manual remote control										
020919	PSR 7 5 m foot remote control										
460056	Adapter for simultaneous connection of Torch and PSR 7										
460005	A6 Connection kit for non-standard Torch										
Autotransformer 220V/400V-50/60Hz- 3 Phase											
Special Trolley for Gas Cylinder & Autotransformer											
MATRIX 2200 HF	Suggested air cooled version with torch and VT 101	●									
MATRIX 2200 HF	Suggested water cooled version with torch and VT 101		≈								
MATRIX 2600 HF	Suggested air cooled version with torch and VT 101			●							
MATRIX 2600 HF	Suggested water cooled version with torch and VT 101				≈						
MATRIX 3000 HF	Suggested air cooled version with torch and VT 101					●					
MATRIX 3000 HF	Suggested water cooled version with torch and VT 101						≈				
MATRIX 3001 HF	Suggested air cooled version with torch and VT 101							●			
MATRIX 3001 HF	Suggested water cooled version with torch and VT 101								≈		
MATRIX 4200 HF	Suggested air cooled version with torch and VT 200									●	
MATRIX 4200 HF	Suggested water cooled version with torch and VT 200										≈

VERSION WITH 4 WHEEL TROLLEY CT 401 - TROLLEY AND WATER COOLING TO BE ORDERED IN ADDITION TO THE POWER SOURCE

CODE	DESCRIPTION	MATRIX 2200 HF		MATRIX 2600 HF		MATRIX 3000 HF		MATRIX 3001 HF		MATRIX 4200 HF	
		AIR	WATER	AIR	WATER	AIR	WATER	AIR	WATER	AIR	WATER
4 WHEELS TROLLEY											
234931	Trolley CT 401 with 4 rolls for power source, cooling equipment and cylinder	●	≈	●	≈	●	≈	●	≈	●	≈
WATER COOLING FOR CT 401											
032065	Water cooling equipment HR 22 400 V	/	≈	/	/	/	/	/	/	/	/
032060	Water cooling equipment HR 23 400 V	/	/	/	≈	/	≈	/	≈	/	≈
032098	Water cooling equipment HR 32 400 V	/	/	/	/	/	/	/	/	/	≈
402275A	Cea CL-1100 cooling liquid - 5 l Tanks	/	/	/	/	/	/	/	/	/	/
031166	Adaptor support plate for Matrix 4200 HF if used with CT 401 and HR 32	/	/	/	/	/	/	/	/	/	≈



MATRIX X HF

THE ULTIMATE SOLUTION FOR DC TIG



MATRIX X HF are high efficiency TIG HF inverter power sources, studied to satisfy the most advanced and sophisticated request in the TIG welding market.

MATRIX X HF are standard equipped with the new X VISION interface, simple and complete, for the total control and monitoring of all the welding parameters. Their excellent characteristics, coupled with the high technology of the digital control, allow a perfect stability of the welding arc, granting high performance TIG welding in the more sophisticated industrial applications and maintenance.

MATRIX X HF enable TIG welding of mild and stainless steel, copper and its alloys and they also offer excellent performance in MMA welding with the most difficult basic and cellulosic electrodes.

Thanks to PFC the single phase **MATRIX X 220 HF** optimizes the amount of energy consumption by allowing the use of this powerful power source with 16 A fuse mains and power generator sets.



- X Vision interface
- Excellent welding performance
- Fast arc control



MATRIX X HF FEATURES

- TIG DC minimum current from 1A
- Excellent welding characteristics in TIG with all material and MMA with any type of electrodes, cellulosic included
- Smart HF IGNITION to grant more accurate and prompter Arc Striking in all conditions
- LIFT ARC CURRENT - with possibility to set the value of the starting current in LIFT.
- Use of Up/Down TIG torches will enable to adjust directly from the torch both welding parameters and memorized JOBS
- Reduced weight and size, easy-to-carry
- Control rack protection cover
- Compact water cooling equipment integrable with the power source (optional)
- Simple automation: TSA1 TIG KIT (Optional)

TIG RCT - Running coldTACK

RCT is the acronym of **Running coldTACK**: indeed the TIG RCT process allows to benefit of all the coldTACK advantages, by repeating the single coldTACK point in a continuous way, in order to achieve a cold and perfect welding seam.

Using **TIG RCT** the welding seam is much colder in comparison to the one achievable with Pulse TIG and it represents the ideal solution to weld thin materials with a very low heat transfer. TIG RCT is a direct current process not available in AC welding.



coldTACK

Innovative spot welding device to achieve precise and safe joining with a minimal thermal input.

Multi-coldTACK function grants cold spotting in a rapid sequence, thus further widening the benefits of the single spot.

Thanks to **Perfect-Point** function, coldTACK allows to obtain the most precise spot positioning.




X VISION CONTROL DISPLAY

X Vision control display with "ONE CLICK KNOB" encoder for the pre-setting and monitoring of all the welding parameters:

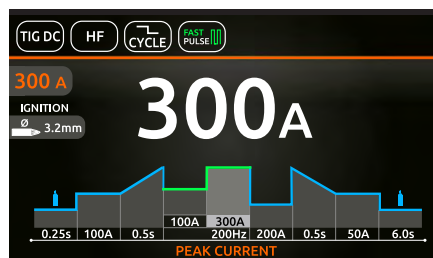
- User friendly interface
- Digital Ammeter and Voltmeter with welding current pre-setting and Hold Function of the last read value
- Welding mode "cycle"
- Personalised welding program storing and recalling
- Possibility of copying job/s easily from one machine to another via USB
- Advance setting infographic



WELDING MODE



WELDING SETTING MODE



ADVANCE JOB MANAGEMENT

4 SAVED JOBS			
PRESS KNOB TO LOAD		PRESS KNOB 2 sec TO EDIT	
J-01	JOB 01	80A	TIG DC LIFT TIG ↑↓ 2T OFF PULSE
J-02	JOB 02	150A	TIG DC HF ↑↓ 4T AUTO SLOW PULSE
J-03	JOB 03	100A	RCT HF ColdTACK Perfect Point
J-04	JOB 04	125A	TIG DC HF ↑↓ 4T FAST PULSE

PULSE MODE



SYN PULSE

SYN PULSE will synergially generate pulse frequency and base current



FAST PULSE

Adjust frequency from 0,5 Hz to 500 Hz



ULTRA FAST

Adjust frequency up to 2000 Hz



SLOW PULSE

Adjust separately current/time of peak and base



MMA FUNCTIONS

Adjustable Arc Force for choosing the best welding arc dynamics Adjustable Hot Start to improve the arc striking with difficult electrodes Electrode Anti-sticking function.

CYCLE FUNCTION

"CYCLE" function allows, by simply pressing the torch trigger, to continuously switch between two current values, previously preselected. This function is most suitable for welding different thickness profiles, requiring a continuous current adjustment change.

TECHNICAL DATA		MATRIX X 220 HF		MATRIX X 300 HF	
		TIG	MMA	TIG	MMA
Single phase input 50/60 Hz	V +/- 20%	230		-	
Three phase input 50/60 Hz	V +/- 20%	-		400	
Input Power @ I ² Max	kVA	5,2	6,0	8,5	8,5
Delayed Fuse (I eff)	A	16	16	10	10
Power Factor / cos φ		0,99/0,99	0,99/0,99	0,96/0,99	0,95/0,99
Efficiency Degree		0,84		0,87	
Open circuit voltage	V	85		85	
Current range	A	1 - 220	10 - 180	1 - 300	10 - 270
Duty cycle at (40°C)	A 100 %	160	120	210	200
	A 60 %	190	150	250	230
	A X %	220 (30%)	180 (30%)	300 (35%)	270 (35%)
Standards		EN 60974-1 • EN 60974-3 • EN 60974-10			
Protection Class	IP	23 S		23 S	
Dimensions (L x W x H)	mm	530 x 215 x 410		530 x 215 x 410	
Weight	Kg	18		20	

ORDER INFORMATION

CODE	DESCRIPTION	MATRIX X			
		220 HF		300 HF	
		AIR	WATER	AIR	WATER
POWER SOURCE					
004507	Power source MATRIX X 220 HF 230V 1 Phase X Vision control	●	≈		
004560	Power source MATRIX X 300 HF 400V 3 Phase X Vision control			●	≈
TIG TORCH					
020562	CEA Torch TXA 26.4 4 m - 250 A 60% (DC)	●		●	
020662	CEA Torch TXA 26.4 "UP/DOWN" 4 m - 250 A 60% (DC)				
020667	CEA Torch Mini TXH 20.4 4 m - 250 A 100% (DC) - water cooled		≈		≈
020680	CEA Torch Mini TXH 20.4 "UP/DOWN" 4 m - 250 A 100% (DC) - water cooled				
020672	CEA Torch TXH 18.4 4 m - 320 A 100% (DC) - water cooled				
020677	CEA Torch TXH 18.4 "UP/DOWN" 4 m - 320 A 100% (DC) - water cooled				
<i>For torches with 8 m long cable see tig accessories</i>					
TROLLEY					
234929	Trolley VT 101 with 2 rolls for power source, cooling equipment and cylinder	●	≈	●	≈
234931	Trolley CT 401 with 4 rolls for power source, cooling equipment and cylinder				
WATER COOLING					
032120	Water cooling equipment HRX 20 230 V		≈		
032115	Water cooling equipment HRX 30 400 V				≈
402275A	Cea CL-1100 cooling liquid - 5 l Tank		≈		≈
GROUND CABLES					
239601	35 mm ² / 4 m Ground cable with clamp	●	≈	●	≈
GAS REDUCERS					
020916	Reducer with flowmeter and 1 manometer	●	≈	●	≈
OPTIONAL					
031118	TSA1 TIG Simple Automation KIT - (Torch trigger - Arc On - Current Adj. 0-10V)				
353485	DFX1 Dust Filter for MATRIX X				
236243	CD 6/8 8 m remote control with geared down potentiometer				
020919	PSR 7 5 m foot remote control				
460056	Adapter for simultaneous connection of Torch and PSR 7				
460005	A6 Connection kit for non-standard Torch				
	MATRIX X 220 HF Suggested air cooled version with torch	●			
	MATRIX X 220 HF Suggested water cooled version with torch		≈		
	MATRIX X 300 HF Suggested air cooled version with torch			●	
	MATRIX X 300 HF Suggested water cooled version with torch				≈



VT 101 trolley for lodging gas cylinder and water cooling equipment



CT 401 trolley for lodging gas cylinder and water cooling equipment



PSR 7 5 m foot remote control



CD6/8 8m remote control with geared down potentiometer



MATRIX AC/DC

THE PERFECT SOLUTION FOR AC/DC TIG



MATRIX AC/DC are highly technologically advanced TIG power sources with a complete and user friendly interface for the total control of all welding parameters.

MATRIX AC/DC grants excellent TIG welding performance with all metals, including aluminum and its alloys, in the toughest industry and in maintenance application.

MATRIX AC/DC also offer excellent performance in MMA welding with the most difficult basic and cellulosic electrodes.



- High precision welding
- Excellent performance
- Complete TIG feature



MATRIX AC/DC FEATURES

- TIG DC min current from 1A / TIG AC min Current from 3 A
- Standard equipped with pulse mode integrated into the control with available "EASY PULSE" features
- Excellent TIG welding characteristics
- HF IGNITION – Intelligent HF ignition grants a more accurate and prompter arc striking in all conditions
- "Energy Saving" function to operate the power source cooling fan and the torch water cooling only when necessary
- Control panel protected against accidental impact
- Reduced weight and size, easy-to-carry
- TIG AC: electrode polarity arc ignition
- LIFT ARC CURRENT - with possibility to set the value of the starting current in LIFT
- MMA welding mode can now be set in MMA AC ICONA

TIG RCT - Running coldTACK

RCT is the acronym of **Running coldTACK**; indeed the TIG RCT process allows to benefit of all the coldTACK advantages, by repeating the single coldTACK point in a continuous way, in order to achieve a cold and perfect welding seam.

Using **TIG RCT** the welding seam is much colder in comparison to the one achievable with Pulse TIG and it represents the ideal solution to weld thin materials with a very low heat transfer. TIG RCT is a direct current process not available in AC welding.



coldTACK

Innovative spot welding device to achieve precise and safe joining with a minimal thermal input.

Multi-coldTACK function grants cold spotting in a rapid sequence, thus further widening the benefits of the single spot.

Thanks to **Perfect-Point** function, coldTACK allows to obtain the most precise spot positioning.



CONTROL DISPLAY

- Digital Ammeter and Voltmeter with welding current presetting and Hold Function of the last read value
- Welding process selector: TIG AC • TIG DC • TIG DC "Lift" • MMA DC • MMA AC ICON
- Pulse TIG welding adjustable from 0,5 up to 2000 Hz with available "EASY PULSE" features
- AC square wave balance and Balance Plus
- AC square wave frequency adjustment
- Tungsten electrode diameter presetting for a better control of the arc striking and arc dynamics
- Wave Selector: Square • Mixed • Sinusoidal • Triangular



MMA FUNCTIONS

Adjustable Arc Force for choosing the best welding arc dynamics
Adjustable Hot Start to improve the arc striking with difficult electrodes
Electrode Anti-sticking function.

CYCLE FUNCTION

"CYCLE" function allows to continuously switch between two current values, by previously preselected simply pressing the torch trigger. This function is most suitable for welding different thickness profiles, requiring a continuous current adjustment change.

PULSE DC MODE



SYN PULSE
SYN PULSE will synergially generate pulse frequency and base current



FAST PULSE
Adjust frequency from 0,5 Hz to 500 Hz



ULTRA FAST
HIGH PULSE FREQUENCY IN DC
Adjust frequency up to 2000 Hz

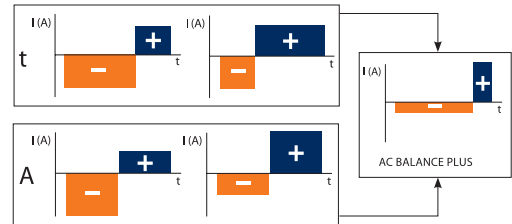
PULSE DC AND AC/DC MODE



SLOW PULSE
Adjust separately current/time of peak and base

BALANCE PLUS

Possibility of independently adjust both current time (t) and its amplitude (A) while staying in either positive or negative polarity, by offering a perfect control of penetration and arc cleaning with a drastic reduction in lateral undercuts.



WAVE SHAPES SPECIAL TIG AC FUNCTIONS



DYNAMIC
Square wave: high arc dynamics for all applications



SOFT
Sinusoidal wave: smoother and softer arc with a reduced noise, ideal for medium thickness



SPEED
Mixed wave: optimal penetration at high welding speed and low consumption of the electrode

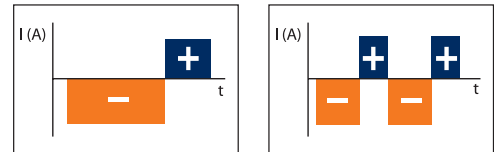


COLD
Triangular wave: low heat transfer with reduced deformation, ideal for small thickness

FREQUENCY CONTROL IN AC

Frequency adjustment of the various AC wave shapes for better directional control, reduction of the thermally altered area, deeper penetration and electrode lower wearing out.

High level frequency enables to weld very thin material with excellent results. Low frequency is ideal for medium thickness or whenever edge preparation is not accurate.



TECHNICAL DATA		MATRIX							
		2200 AC/DC		3000 AC/DC		4100 AC/DC		5100 AC/DC	
		TIG	MMA	TIG	MMA	TIG	MMA	TIG	MMA
Single phase input 50/60 Hz	V	230 +/- 20%		-		-		-	
Three phase input 50/60 Hz	V	-		400 +/- 20%		400 +15% / -20%		400 +15% / -20%	
Input Power @ I2 Max	kVA	5,6	6,2	9,0	9,6	19,0	24,7	26,0	31,0
Delayed Fuse (I eff)	A	16	16	10	10	32	32	40	50
Power Factor / cos φ		0,99/0,99	0,99/0,99	0,93/0,99	0,94/0,99	0,65/0,99	0,67/0,99	0,73/0,99	0,73/0,99
Efficiency Degree		0,80		0,83		0,86		0,87	
Open circuit voltage	V	85		85		85		85	
Current range	A	1 - 220	10 - 180	1 - 300	10 - 250	1 - 400	10 - 400	1 - 500	10 - 500
Duty cycle at (40°C)	A 100 %	140	120	210	190	350	350	400	400
	A 60 %	180	150	250	220	400	400	500	500
	A X %	220 (30%)	180 (30%)	300 (35%)	250 (40%)	-	-	-	-
Standards		EN 60974-1 • EN 60974-3 • EN 60974-10							
Protection Class	IP	23 S	23 S	23 S	23 S	23 S	23 S	23 S	23 S
Dimensions (L x W x H)	mm	465 x 185 x 390		495 x 185 x 390		660 x 290 x 515		660 x 290 x 515	
Weight	Kg	15,5		19		53		54	

ORDER INFORMATION

CODE	DESCRIPTION	MATRIX							
		2200 AC/DC		3000 AC/DC		4100 AC/DC		5100 AC/DC	
		AIR	WATER	AIR	WATER	AIR	WATER	AIR	WATER
POWER SOURCE									
004511	Power source MATRIX 2200 AC/DC 230V 1 Phase	●	≈						
004535	Power source MATRIX 3000 AC/DC 400V 3 Phase			●	≈				
004091	Power source MATRIX 4100 AC/DC 400V 3 Phase					●	≈		
004095	Power source MATRIX 5100 AC/DC 400V 3 Phase							●	≈
WELDING TORCHES									
020562	CEA Torch TXA 26.4 4 m 250 A 60% (DC)	●	≈	●	≈	●	≈	●	≈
020672	CEA Torch TXH 18.4 4 m 320 A 100% (DC) - water cooled	≈	≈	≈	≈	≈	≈	≈	≈
020677	CEA Torch TXH 18.4 "UP/DOWN" 4 m 320 A 100% (DC) - water cooled	≈	≈	≈	≈	≈	≈	≈	≈
020667	CEA Torch Mini TXH 20.4 4 m 220 A 100% (DC) - water cooled	≈	≈	≈	≈	≈	≈	≈	≈
<i>For torches with 8 m long cable see tig accessories</i>									
TROLLEYS									
234929	Trolley VT 101 for power source, cooling equipment and cylinder	●	≈	●	≈	≈	≈	≈	≈
234931	Trolley CT 401 for power source, cooling equipment and cylinder	≈	≈	≈	≈	≈	≈	≈	≈
234914	Trolley CT 70 with 4 rolls for power source, cooling equipment and cylinder	≈	≈	≈	≈	●	≈	●	≈
234928	Trolley CT 75 with 4 rolls for power source, cooling equipment and cylinder	≈	≈	≈	≈	≈	≈	≈	≈
WATER COOLING									
032065	Water cooling equipment HR 22 230 V	≈	≈	≈	≈	≈	≈	≈	≈
032060	Water cooling equipment HR 23 400 V	≈	≈	≈	≈	≈	≈	≈	≈
032098	Water cooling equipment HR 32 400 V	≈	≈	≈	≈	≈	≈	≈	≈
402275A	Cea CL-1100 cooling liquid - 5 l Tank	≈	≈	≈	≈	≈	≈	≈	≈
GROUND CABLES									
239601	35 mm² / 4 m Ground cable with clamp	●	≈	●	≈				
239607	70 mm² / 4 m Ground cable with clamp					●	≈	●	≈
GAS REDUCERS									
020916	Reducer with flowmeter and 1 manometer	●	≈	●	≈	●	≈	●	≈
OPTIONAL									
236243	CD 6/8 8 m remote control with geared down potentiometer								
020919	PSR 7 5 m foot remote control								
460056	Adapter for simultaneous connection of Torch and PSR 7								
460005	A6 Connection kit for non-standard Torch								
MATRIX 2200 AC DC	Suggested air cooled version with torch	●							
MATRIX 2200 AC DC	Suggested water cooled version with torch		≈						
MATRIX 3000 AC DC	Suggested air cooled version with torch			●					
MATRIX 3000 AC DC	Suggested water cooled version with torch				≈				
MATRIX 4100 AC DC	Suggested air cooled version with torch					●			
MATRIX 4100 AC DC	Suggested water cooled version with torch						≈		
MATRIX 5100 AC DC	Suggested air cooled version with torch							●	
MATRIX 5100 AC DC	Suggested water cooled version with torch								≈



VT 101



CT 401



CT 70



PSR 7 5 m foot remote control



CD6/8 8m remote control with geared down potentiometer



MATRIX X AC/DC

THE ULTIMATE SOLUTION FOR AC/DC TIG



MATRIX X AC/DC are high efficiency TIG AC/DC inverter power sources, studied to satisfy the most advanced and sophisticated request in the TIG welding market.

MATRIX X AC/DC are standard equipped with the new X VISION interface, simple and complete, for the total control and monitoring of all the welding parameters.

Their excellent characteristics, coupled with the high technology of the digital control, allow a perfect stability of the welding arc, granting high performance TIG welding in the more sophisticated industrial applications and maintenance.

MATRIX X AC/DC enable TIG welding of all metals including Aluminium and its alloys and they also offer excellent performance in MMA welding with the most difficult basic and cellulosic electrodes.

Thanks to PFC the single phase **MATRIX X 220 AC/DC** optimizes the amount of energy consumption by allowing the use of this powerful power source, without problems, with 16 A fuse mains and power generator sets.



- X Vision interface
- Excellent welding performance
- Fast arc control



MATRIX X AC/DC FEATURES

- TIG DC minimum current from 1A and TIG AC starting from 3A
- Excellent welding characteristics in TIG with all material and MMA with any type of electrodes, cellulosic included
- Smart HF IGNITION to grant more accurate and prompter Arc Striking in all conditions
- LIFT ARC CURRENT - with possibility to set the value of the starting current in LIFT
- Use of Up/Down TIG torches will enable to adjust directly from the torch both welding parameters and memorized JOBS
- Reduced weight and size, easy-to-carry
- Control rack protection cover
- Compact water cooling equipment integrable with the power source (optional)
- Simple automation: TSA1 TIG KIT (Optional)

TIG RCT - Running coldTACK

RCT is the acronym of **Running coldTACK**: indeed the TIG RCT process allows to benefit of all the coldTACK advantages, by repeating the single coldTACK point in a continuous way, in order to achieve a cold and perfect welding seam.

Using **TIG RCT** the welding seam is much colder in comparison to the one achievable with Pulse TIG and it represents the ideal solution to weld thin materials with a very low heat transfer. TIG RCT is a direct current process not available in AC welding.



coldTACK

Innovative spot welding device to achieve precise and safe joining with a minimal thermal input.

Multi-coldTACK function grants cold spotting in a rapid sequence, thus further widening the benefits of the single spot.

Thanks to **Perfect-Point** function, coldTACK allows to obtain the most precise spot positioning.




X VISION CONTROL DISPLAY

X Vision control display with "ONE CLICK KNOB" encoder for the pre-setting and monitoring of all the welding parameters:

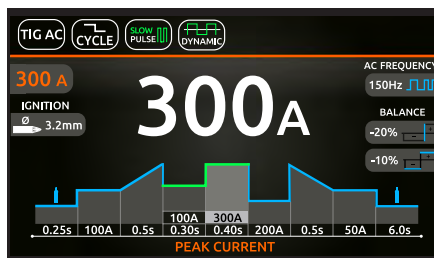
- User friendly interface
- Digital Ammeter and Voltmeter with welding current pre-setting and Hold Function of the last read value
- Welding mode "cycle"
- Personalised welding program storing and recalling
- Possibility of copying job/s easily from one machine to another via USB
- Advance setting infographic



WELDING MODE



WELDING SETTING MODE



ADVANCE JOB MANAGEMENT



PULSE DC MODE



SYN PULSE

SYN PULSE will synergially generate pulse frequency and base current



FAST PULSE

Adjust frequency from 0,5 Hz to 500 Hz



ULTRA FAST

HIGH PULSE FREQUENCY IN DC
Adjust frequency up to 2000 Hz

PULSE DC AND AC/DC MODE

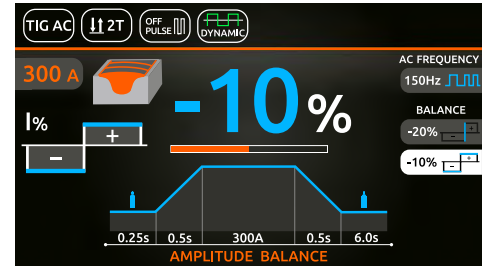
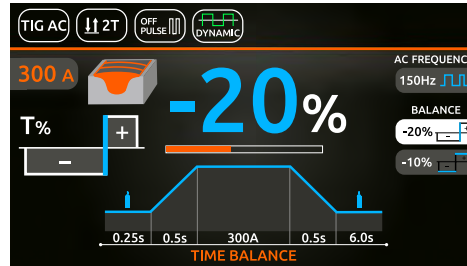


SLOW PULSE

Adjust separately current/time of peak and base

BALANCE PLUS

Possibility of independently adjust both current time (t) and its amplitude (A) while staying in either positive or negative polarity, by offering a perfect control of penetration and arc cleaning with a drastic reduction in lateral undercuts.



WAVE SHAPES SPECIAL TIG AC FUNCTIONS



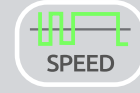
DYNAMIC

Square wave: high arc dynamics for all applications



SOFT

Sinusoidal wave: smoother and softer arc with a reduced noise, ideal for medium thickness



SPEED

Mixed wave: optimal penetration at high welding speed and low consumption of the electrode



COLD

Triangular wave: low heat transfer with reduced deformation, ideal for small thickness

TECHNICAL DATA		MATRIX X							
		220 AC/DC		300 AC/DC		400 AC/DC		500 AC/DC	
		TIG	MMA	TIG	MMA	TIG	MMA	TIG	MMA
Single phase input 50/60 Hz	V +/- 20%	230		-		-		-	
Three phase input 50/60 Hz	V +/- 20%	-		400		400		400	
Input Power @ I2 Max	kVA	5,6	6,2	9,0	9,6	19,0	24,7	26,0	31,0
Delayed Fuse (I eff)	A	16	16	10	10	32	32	40	50
Power Factor / cos φ		0,99/0,99	0,99/0,99	0,93/0,99	0,94/0,99	0,65/0,99	0,67/0,99	0,73/0,99	0,73/0,99
Efficiency Degree		0,80		0,83		0,86		0,87	
Open circuit voltage	V	85		85		85		85	
Current range	A	1 - 220	10 - 180	1 - 300	10 - 250	1 - 400	10 - 400	1 - 500	10 - 500
Duty cycle at (40°C)	A 100 %	140	120	210	190	350	350	400	400
	A 60 %	180	150	250	220	400	400	500	500
	A X %	220 (30%)	180 (30%)	300 (35%)	250 (40%)	-	-	-	-
Standards		EN 60974-1 • EN 60974-3 • EN 60974-10 [S]							
Protection Class	IP	23 S		23 S		23 S		23 S	
Dimensions (L x W x H)	mm	530 x 215 x 410		530 x 215 x 410		710 x 290 x 530		710 x 290 x 530	
Weight	Kg	20		21,5		53		54	

ORDER INFORMATION

CODE	DESCRIPTION	MATRIX X							
		220 AC/DC		300 AC/DC		400 AC/DC		500 AC/DC	
		AIR	WATER	AIR	WATER	AIR	WATER	AIR	WATER
POWER SOURCE									
004512	Power source MATRIX X 220 AC/DC 230V 1 Phase X Vision control	●	≈						
004565	Power source MATRIX X 300 AC/DC 400V 3 Phase X Vision control			●	≈				
004093	Power source MATRIX X 400 AC/DC 400V 3 Phase X Vision control					●	≈		
004097	Power source MATRIX X 500 AC/DC 400V 3 Phase X Vision control							●	≈
TIG TORCHES									
020562	CEA Torch TXA 26.4 4 m - 250 A 60% (DC)	●	≈	●	≈	●	≈	●	≈
020662	CEA Torch TXA 26.4 "UP/DOWN" 4 m - 250 A 60% (DC)								
020667	CEA Torch Mini TXH 20.4 4 m - 250 A 100% (DC) - water cooled		≈						
020680	CEA Torch Mini TXH 20.4 "UP/DOWN" 4 m - 250 A 100% (DC) - water cooled								
020672	CEA Torch TXH 18.4 4 m - 320 A 100% (DC) - water cooled				≈		≈		≈
020677	CEA Torch TXH 18.4 "UP/DOWN" 4 m - 320 A 100% (DC) - water cooled								
<i>For torches with 8 m long cable see tig accessories</i>									
TROLLEYS									
234929	Trolley VT 101 for power source, cooling equipment and cylinder	●	≈	●	≈				
234931	Trolley CT 401 for power source, cooling equipment and cylinder								
234914	Trolley CT 70 with 4 rolls for power source, cooling equipment and cylinder					●	≈	●	≈
234928	Trolley CT 75 with 4 rolls for power source, cooling equipment and cylinder								
234932	Trolley CT 80 with 4 rolls for power source, cooling equipment and cylinder								
WATER COOLING									
032120	Water cooling equipment HRX 20 230 V		≈						
032115	Water cooling equipment HRX 30 400 V				≈				
032130	Water cooling equipment HRX 52 400 V						≈		≈
402275A	Cea CL-1100 cooling liquid - 5 l Tank		≈		≈		≈		≈
GROUND CABLES									
239601	35 mm² / 4 m Ground cable with clamp	●	≈	●	≈				
239607	70 mm² / 4 m Ground cable with clamp					●	≈	●	≈
GAS REDUCERS									
020916	Reducer with flowmeter and 1 manometer								
OPTIONAL									
031118	TSAI - TIG Simple Automation KIT - (Torch trigger - Arc On - Current Adj, 0-10V)								
031119	TSA5 - TIG Simple Automation KIT - (Torch trigger - Arc On - Current Adj, 0-10V)								
353485	DFX1 - Dust Filter for MATRIX X 220 / X 300								
353486	DFX5 - Dust Filter for MATRIX X 400 / X 500								
236243	CD 6/8 8 m remote control with geared down potentiometer								
020919	PSR 7 5 m foot remote control								
460056	Adapter for simultaneous connection of Torch and PSR 7								
460005	A6 Connection kit for non-standard Torch								
	MATRIX X 220 AC/DC Suggested air cooled version with torch	●							
	MATRIX X 220 AC/DC Suggested water cooled version with torch		≈						
	MATRIX X 300 AC/DC Suggested air cooled version with torch			●					
	MATRIX X 300 AC/DC Suggested water cooled version with torch				≈				
	MATRIX X 400 AC/DC Suggested air cooled version with torch					●			
	MATRIX X 400 AC/DC Suggested water cooled version with torch						≈		
	MATRIX X 500 AC/DC Suggested air cooled version with torch							●	
	MATRIX X 500 AC/DC Suggested water cooled version with torch								≈



VT 101 trolley for lodging gas cylinder and water cooling equipment



CT 401 trolley for lodging gas cylinder and water cooling equipment



CT 70 trolley for lodging gas cylinder and water cooling equipment





MMA

- 86 ROCK
- 88 PROJECT 2100
- 89 RAINBOW 180
- 90 MATRIX E

MMA CONVENTIONAL

- 92 ARC - TRIARC
- 93 ARCTRONIC



ROCK

INVERTER POWER SOURCES FOR ELECTRODE WELDING



ROCK 160, 200 and 210 PRO are the latest generation of inverter power sources, built in a strong and robust chassis.

They are perfect for any professional use with any type of basic and rutile electrodes for maintenance and light fabrication works.

The high welding characteristics in MMA and TIG welding with "Lift" mode arc striking, coupled with IP 23 protection class, enable their use in any work environment.

ROCK are equipped with ergonomic handle, carrying belt for easy transportation and standard supplied with electrode-holder and ground clamp cables.



- MMA and TIG Lift welding
- Strong and robust construction
- Portable everywhere

ROCK FEATURES

- Excellent welding characteristics with any type of basic and rutile electrode
- Possibility to work with adequate size power generator sets
- ROCK 210 PRO: CELL and VRD
- Shock-proof fibre compound main structure
- Easy-to-carry thanks to their reduced weight and dimension
- Input Voltage fluctuation compensation for high arc stability
- Automatic Hot Start to improve the arc striking with the most difficult electrodes
- Built-in Arc Force to automatically select the best welding arc dynamics
- Electrode Anti-sticking function





ROCK PACKAGE



ROCK FIBER CASE KIT



ROCK 200



ROCK 210 PRO

TECHNICAL DATA		ROCK		
		160	200	210 PRO
Single phase input 50/60 Hz	V +10% -10%	230	230	230
Input Power @ I2 Max	kVA	8,2	10,4	10,6
Delayed Fuse (I eff)	A	16	20	25
Power Factor / cos φ		0,63/0,99	0,67/0,99	0,66/0,99
Efficiency Degree		0,82	0,81	0,81
Open circuit voltage	V	72	72	90
Current range	A	10 - 160	10 - 200	10 - 200
Duty cycle at (40°C)	A 100 %	95	105	110
	A 60 %	105	110	145
	A X %	160 (20%)	200 (10%)	200 (30%)
Standards		EN 60974-1 - EN 60974-10 -		
Protection Class	IP	23 S	23 S	23 S
Dimensions (L x W x H)	mm	315 x 135 x 260	315 x 135 x 260	355 x 135 x 260
Weight	Kg	4,3	4,6	6,1



ORDER INFORMATION

CODE	DESCRIPTION	ROCK 160	ROCK 200	ROCK 210 PRO
POWER SOURCES				
003835	ROCK 160 230 V with 3+3 m 16mm ² cables, electrode-holder pincer, ground clamp and belt	●		
003840	ROCK 200 230 V with 3+3 m 16mm ² cables, electrode-holder pincer, ground clamp and belt		●	
003845	ROCK 210 PRO 230 V - CELL and VRD with 4+3 m 25mm ² cables, electrode-holder pincer, ground clamp and belt			●
POWER SOURCES IN FIBER CARRY-CASE WITH ACCESSORIES				
033835	ROCK 160 230V FIBER CASE KIT complete with 3+3 m 16mm ² cables with electrode-holder pincer, ground clamp and belt	●		
033840	ROCK 200 230V FIBER CASE KIT complete with 3+3 m 16mm ² cables with electrode-holder pincer, ground clamp and belt		●	
OPTIONAL				
030963	Rainbow Bag	●	●	●
201752	Kit of 2 male 50mm ² safety connections	●	●	●
TIG TORCH WITH BUILT-IN GAS VALVE FOR TOUCH-START TECHNIQUE				
020558	Torch RTX 17.4 4 m - 140 A 35%	●	●	●
ACCESSORY KIT				
460281	3+2 m 16 mm ² cables with electrodeholder pincer, ground clamp and 50 mm ² safety connections - brush/hammer - shield with lens	●	●	
460286	4+3 m 25 mm ² cables with electrodeholder pincer, ground clamp and 50 mm ² safety connections - brush/hammer - shield with lens			●



PROJECT 2100

PORTABLE AND
POWERFULL



PROJECT 2100, are DC inverter power sources, built-in and ergonomic and robust chassis standard equipped with a carrying belt for easy transportation. Their power 210 A @ 30 % and lightness make them ideal for any professional use with any type of basic and rutile electrodes for maintenance and light fabrication works.



- MMA and TIG Lift welding
- Strong and robust construction
- Powerfull 210 A @ 30% - 145 A @ 60%

PROJECT 2100 FEATURES

- Excellent welding characteristics with any type of electrode
- 2 available welding processes: MMA - TIG
- Possibility to work with adequate size power generator sets
- Carrying belt for easy transportation
- Automatic Hot Start to improve the arc striking with the most difficult electrodes
- Built-in Arc Force to automatically select the best welding arc dynamics
- Electrode Anti-sticking function



CONTROL PANEL

MMA: welding of coated electrodes: rutile, basic and stainless steel.

TIG: by the innovative "Lift" mode system, quick and precise striking is achieved, by minimising any tungsten inclusion and avoiding any incision onto the workpiece.

TECHNICAL DATA		PROJECT 2100
Single phase input 50/60 Hz	V +/- 10%	230
Input Power @ I ² Max	kVA	11,1
Delayed Fuse (I eff)	A	25
Power Factor / cos φ		0,63/0,99
Efficiency Degree		0,84
Open circuit voltage	V	65
Current range	A	5 - 210
Duty cycle at (40°C)	A 100 %	120
	A 60 %	145
	A 30 %	210
Standards		EN 60974-1 • EN 60974-10 •
Protection Class	IP	23 S
Dimensions (L x W x H)	mm	365 x 135 x 230
Weight	Kg	7,6

ORDER INFORMATION

CODE	DESCRIPTION	PROJECT 2100
POWER SOURCES		
003825	PROJECT 2100 230 V	●
ACCESSORIES		
460286	4+3 m 25 mm ² cables with electrodeholder pincer, ground clamp and 50 mm ² safety connections - brush/hammer - shield with lens	●
030963	Rainbow Bag	●
020558	Torch RTX 17.4 4 m - 140 A 35% with built-in gas valve for touch-start technique	●

RAINBOW 180

OUR ICON FOR
ELECTRODE WELDING



RAINBOW 180 represent the latest evolution in inverter technology DC welding equipment. These powerful 100 KHz power sources are based on latest generation IGBT's and fitted with a flat transformer.

RAINBOW 180 are 100kHz inverter power sources for electrode welding with IGBT and flat transformer technology.

RAINBOW 180 are the most suitable solution for maintenance and light fabrication works because of their lightness, reduced size and their excellent characteristics in electrode MMA and TIG welding with "Lift" mode arc striking.

RAINBOW 180 FEATURES

- Superior exceptionally high welding characteristics with any type of electrode (Cellulosic excluded)
- 3 available welding mode
- Possibility to work with adequate size power generator sets.
- Suitable to be used with 100 m length cable without power loss
- Built-in Arc Force to automatically select the best welding arc dynamics
- Automatic Hot Start to improve the arc striking with the most difficult electrodes
- Electrode Anti-sticking function.



ORDER INFORMATION

CODE	DESCRIPTION	RAINBOW 180
POWER SOURCES		
004105	RAINBOW 180 230 V	●
ACCESSORIES		
460286	4+3 m 25 mm ² cables with electrodeholder pincer, ground clamp and 50 mm ² safety connections brush/hammer - shield with lens	●
030940	Carrying Belt Kit	●
030963	Rainbow Bag	●
020558	Torch RTX 17.4 4 m - 140 A 35% with built-in gas valve for touch-start technique	●



- Superior welding performance
- Very light and portable everywhere
- 3 Available welding mode



CONTROL PANEL

MMA: welding of coated electrodes: rutile, basic, cast iron and aluminium.

MMA CrNi: welding of stainless steel with a smooth and very stable arc

TIG: by the innovative "Lift" mode arc striking with thermic control (TCS), quick and precise striking is achieved, by minimising any tungsten inclusion and avoiding any incision onto the workpiece

TECHNICAL DATA		RAINBOW 180
Single phase input 50/60 Hz	V +10% -10%	230
Input Power @ I ² Max	kVA	9,0
Delayed Fuse (I eff)	A	20
Power Factor / cos φ		0,65/0,99
Efficiency Degree		0,83
Open circuit voltage	V	88
Current range	A	5 - 180
	A 100 %	110
	A 60 %	130
Duty cycle at (40°C)	A X %	180 (20%)
Standards		EN 60974-1 - EN 60974-10 -
Protection Class	IP	23 S
Dimensions (L x W x H)	mm	390 X 135 X 300
Weight	Kg	6



MATRIX E

PROFESSIONAL ALLROUNDER FOR MMA WELDING



Powerful, compact and light **MATRIX E** are high performing and technologically advanced MMA power sources.

MATRIX E power sources, are recommended for highest standard applications with any electrode.

Suitable to be used in shipyards, steel construction, pipewelding and maintenance, **MATRIX E** ensure an extraordinary stability of the welding parameters and their "fast dynamic characteristic" enables to achieve quality results even with the most difficult cellulosic and basic electrodes, and also in TIG with "Lift" mode arc striking.

MATRIX 2700 E SV is standard supplied with 230/400 V three phase input voltage.

Thanks to PFC the single phase **MATRIX 2200 E** optimizes the amount of energy consumption by allowing the use of this powerful power source with 16 A fuse mains and power generator sets.



- Top performance with any electrode, cellulosic included
- Portable, strong and powerful

MATRIX E FEATURES

- Excellent welding characteristics in MMA with any kind of electrodes, including cellulosic, and in TIG with "Lift" mode
- High reliability when used with generator sets
- Suitable to be used with mains cable lengths over 100 m
- ENERGY SAVING function to operate the power source cooling fan only when necessary
- Possibility of activating the VRD function
- STAND BY function on the remote control
- Auto-diagnostic feature for trouble shooting
- Control rack protection cover
- IP 23 protection class and dust-proof electronic components, thanks to the innovative "Tunnel" fan cooling system, allow operation in the toughest work environments
- Electrode Anti-sticking function



TECHNICAL DATA		MATRIX				
		2200 E	2700 E SV		3000 E	4200 E
Single Phase Input V 50/60 Hz	+15% -15%	230	-	-	-	-
Three Phase Input V 50/60 Hz	+15% -15%	-	230	400	400	400
Input Power @ I2 max	kVA	5,7	8,0	10,5	12,4	19,0
Delayed Fuse (@ I2 100%)	A	16	16	10	16	20
Power Factor / cos φ		0,97/0,99	0,90/0,99		0,88/0,99	0,97/0,99
Efficiency Degree V		0,85	0,80		0,86	0,86
Open Circuit Voltage	V	100	100		100	100
Current Range	A	5 - 180	5 - 220	5 - 270	5 - 300	5 - 420
Duty cycle at (40°C)	A 100%	120	150	180	220	270
	A 60%	150	180	220	250	340
	A X%	180 (30%)	220 (30%)	270 (30%)	300 (30%)	420 (40%)
Dimensions (L x W x H)	mm	430 x 185 x 390	465 x 185 x 390		465 x 185 x 390	500 x 220 x 425
Weight	kg	12	16,5		15	20

CONTROL DISPLAY

1. Welding current electronic adjustment
 2. Digital adjustable ARC FORCE and HOT START
 3. Digital Ammeter and Voltmeter with welding current presetting and Hold Function of the last read value
 4. Welding process selector switch
- MMA: welding of coated electrodes: rutile, basic, cast iron and aluminium
 - MMA Cell: for welding of cellulosic electrodes
 - MMA CrNi: for welding of stainless steel
 - TIG: by the innovative "Lift" mode arc striking with thermic control (TCS), quick and precise striking is achieved, by minimising any tungsten inclusion and avoiding any incision onto the workpiece. The SWS (Smart Welding Stop) synergic system reduces the electrode wearing and avoids any oxidation on the welded joint.



ORDER INFORMATION

CODE	DESCRIPTION	MATRIX 2200 E	MATRIX 2700 E SV	MATRIX 3000 E	MATRIX 4200 E
POWER SOURCES					
004500	MATRIX 2200 E 230 V - 1 Ph with digital Ammeter / Voltmeter and Digital Control	●			
004525	MATRIX 2700 E SV 230 / 400 V - 3 Ph with digital V/A meter		●		
004515	MATRIX 3000 E 400 V - 3 Ph with digital V/A meter			●	
004547	MATRIX 4200 E 400 V - 3 Ph with digital Ammeter / Voltmeter and Digital Control				●
ACCESSORY KITS					
460286	4+3 m 25 mm ² cables with electrodeholder pincer, ground clamp and 50 mm ² safety connections - brush/hammer - shield with lens	●			
460292	4+3 m 35 mm ² cables with electrodeholder pincer, ground clamp and 50 mm ² safety connections - brush/hammer - shield with lens		●	●	
460262	4+3 m 50 mm ² cables with electrodeholder pincer, ground clamp and 50 mm ² safety connections - brush/hammer - shield with lens				●
REMOTE CONTROLS					
236243	CD 6/8 8 m manual remote control	●	●	●	●
236244	CD 6/25 25 m manual remote control	●	●	●	●
236249	CD 6/50 50 m manual remote control	●	●	●	●
OTHER OPTION[S]					
234912	Transport Trolley CT 10				●
031150	Roll bar protection kit				●
031100	CB 2 carrying Belt Kit	●	●	●	
TIG TORCHES WITH BUILT-IN GAS VALVE FOR TOUCH-START TECHNIQUE					
020558	Torch RTX 17.4 4 m - 140 A 35%	●			
020568	Torch RTX 26.4 4 m - 180 A 35%	●	●	●	●



CD 6 remote control from 8 to 50 m



Roll bar protection (MATRIX 4200 E)



ARC / TRIARC

INDESTRUCTIBLE WORKHORSE



Excellent arc characteristic, product sturdiness and reliability are the main features of **ARC** and **TRIARC** models. Suitable for heavy duty application in maintenance, fabrication works, shipyards and steel construction, these machines ensure a great welding arc stability.

TRIARC grant more stable and softer arc being fitted with smoothing inductance and are also suitable for welding cellulosic electrodes.



- Shunt adjustment
- Sturdy and reliable
- Good welding performance with any electrode

ARC / TRIARC FEATURES

- Continuous welding current adjustment by magnetic shunt
- Standard delivered with large wheels and strong handles for easy manoeuvrability
- Easy change over of mains supply voltage by switch
- Welding current and electrode indicator



TECHNICAL DATA		ARC 453	TRIARC 406/L
Three phase input 50/60 Hz	V +/- 10%	230/400	230/400
Input Power @ I ² Max	kVA	32,5	29,8
Delayed Fuse (I eff)	A	63/35	50/32
Power Factor / cos φ		0,99	0,99
Efficiency Degree		0,68	0,66
Open circuit voltage	V	75	75
Current range	A	70 - 450	60 - 400
Duty cycle at (40°C)	A 100 %	230	230
	A 60 %	300	300
	A 35 %	400	400
Standards		EN 60974-1 • EN 60974-10	
Protection Class	IP	23 S	23 S
Dimensions (L x W x H)	mm	1120 x 570 x 725	1120 x 570 x 725
Weight	Kg	117	122

ORDER INFORMATION

CODE	DESCRIPTION	ARC 453	TRIARC 406/L
POWER SOURCES			
005325	ARC 453 230/400 V	●	
005335	TRIARC 406 / L 230/400 V		●
ACCESSORY KITS			
460262	4+3 m 50 mm ² cables with electrodeholder pincer, ground clamp and 50 mm ² safety connections - brush/hammer - shield with lens	●	●
TIG TORCHES WITH BUILT-IN GAS VALVE FOR TOUCH-START TECHNIQUE			
020558	Torch RTX 17.4 4 m 140 A 35%	●	●
020568	Torch RTX 26.4 4 m 180 A 35%	●	●

ARCTRONIC

THE PIPE-WELD QUEEN



ARCTRONIC are sturdy, reliable, with excellent arc characteristics and recommended for highest standard applications with any electrode, they are suitable to be used in shipyards, steel construction and pipe welding.

ARCTRONIC ensure an extraordinary stability of the welding parameters and their "fast dynamic characteristic" allows to obtain quality results also with the most difficult cellulosic and basic electrodes.



- Strong and powerful
- Superior performance with any electrode
- The best equipment for cellulosic electrode

ARCTRONIC FEATURES

- Adjustable Hot Start and Arc Force
- Electrode Anti-sticking Function
- Lift arc mode TIG welding striking
- Gouging facility with carbon electrodes (special version)
- "Stand by" function switching off the power source also from distance when not in use
- PCB in an isolated rack for protection against dust and dirt



ORDER INFORMATION



TECHNICAL DATA		ARCTRONIC	
		426	626
Three phase input 50/60 Hz	V +/- 10%	230/400	230/400
Input Power @ I ² Max	kVA	32,5	47,4
Delayed Fuse (I _{eff})	A	50/32	80/45
Power Factor / cos φ		0,70/0,80	0,75/0,80
Efficiency Degree		0,65	0,65
Open circuit voltage	V	64	64
Current range	A	5 - 400	5 - 600
Duty cycle at (40°C)	A 100 %	220	330
	A 60 %	290	430
	A 35 %	400	600
Standards		EN 60974-1 - EN 60974-10 - [S]	
Protection Class	IP	23 S	23 S
Dimensions (L x W x H)	mm	1260 x 730 x 615	1260 x 730 x 615
Weight	Kg	147	196

CODE	DESCRIPTION	ARCTRONIC 426	ARCTRONIC 626
POWER SOURCES			
005624	ARCTRONIC 426 230/400 V	●	
005634	ARCTRONIC 626 230/400 V		●
ACCESSORY KITS			
460262	4+3 m 50 mm ² cables with electrodeholder pincer, ground clamp and 50 mm ² safety connections brush /hammer - shield with lens	●	
460264	4+3 m 70 mm ² cables with electrodeholder pincer, ground clamp and 70 mm ² safety connections brush / hammer - shield with lens		●
REMOTE CONTROLS			
236241	CD 3/25 25 m manual remote control with geared down potentiometer	●	●
236242	CD 3/50 50 m manual remote control with geared down potentiometer	●	●
OTHER OPTION[S]			
030962	Digital V/A meter Kit with "hold" function (*)	●	●
344005	48 V - 32 A EC socket Kit (*)	●	●
201752	Kit of 2 male 50 mm ² safety connections	●	
201754	Kit of 2 male 70 mm ² safety connections		●
TIG TORCHES WITH BUILT-IN GAS VALVE FOR TOUCH-START TECHNIQUE			
020568	Torch RTX 26.4 4 m - 180 A 35%	●	●

(*) To be mounted and connected at customer's care

FANUC Robot CRX-10





ROBOTICS & AUTOMATION

- 96 30 YEARS ROBOTIC EXPERIENCE
- 97 WELDING & ROBOTICS
- 98 ROBOT SOLUTION - DIGITEC VP2
- 100 COBOT SOLUTION - DIGITEC VP2
- 102 ROBOT TIG DC SOLUTION
- 103 ROBOT TIG AC/DC SOLUTION

30 YEARS ROBOTIC EXPERIENCE

TECNOROBOT®

The secret of CEA's competence and strength in the robotics industry is also the special relationship with TECNOROBOT, leading Italian company in the field.

In fact, for the past two decades, CEA and TECNOROBOT have collaborated to provide the best solutions in welding integrated robotic systems to their customers.

In 2013, believing in the robotic market's force and opportunities, CEA and TECNOROBOT joined together, sealing the paths of the two companies together.

Member of bridge4companies, TECNOROBOT represents a point of reference for the robotic market as a manufacturer of innovative and high-quality solutions, thanks to 30 years of activity in the field of welding, manipulation and cutting.


FANUC integrators, their systems represent a unique solution based on customer needs. TECNOROBOT'S philosophy is not only limited to production, development and sales, but also to providing excellent advice and technical assistance to its customers.



WELDING & ROBOTICS

CEA has developed several products and interfaces for automation and robotics for MIG/MAG, MIG pulsed, TIG and PLASMA processes, by using its power sources. A team of experts is always able to suggest and propose the solutions better suiting different applications in line with the customer's needs.

DIGITECH equipments allow a flexible and economic integration with all major welding robots available on the market; thanks to the availability of feeders and versatile interfaces – digital and analogic/digital – these power sources can be either connected to new robotized equipment or utilized as a retrofit to existing robots.



RBS 15

Wire feeder to be fitted on both hollow wrist robots and traditional ones with external device. Compact and light (only 6.2 kg) RBS 15 represents the ideal solution for any robotized application, being equipped with a 4 roll feeding mechanism, easily accessible also for roll replacements without any tooling, and having a double solenoid valve for gas and air.



RI-D

Digital Field Bus interface. Usable on robots with field bus controller.



RI-A 1

Analogic/Digital interface. Usable on robots with analogic/digital control.

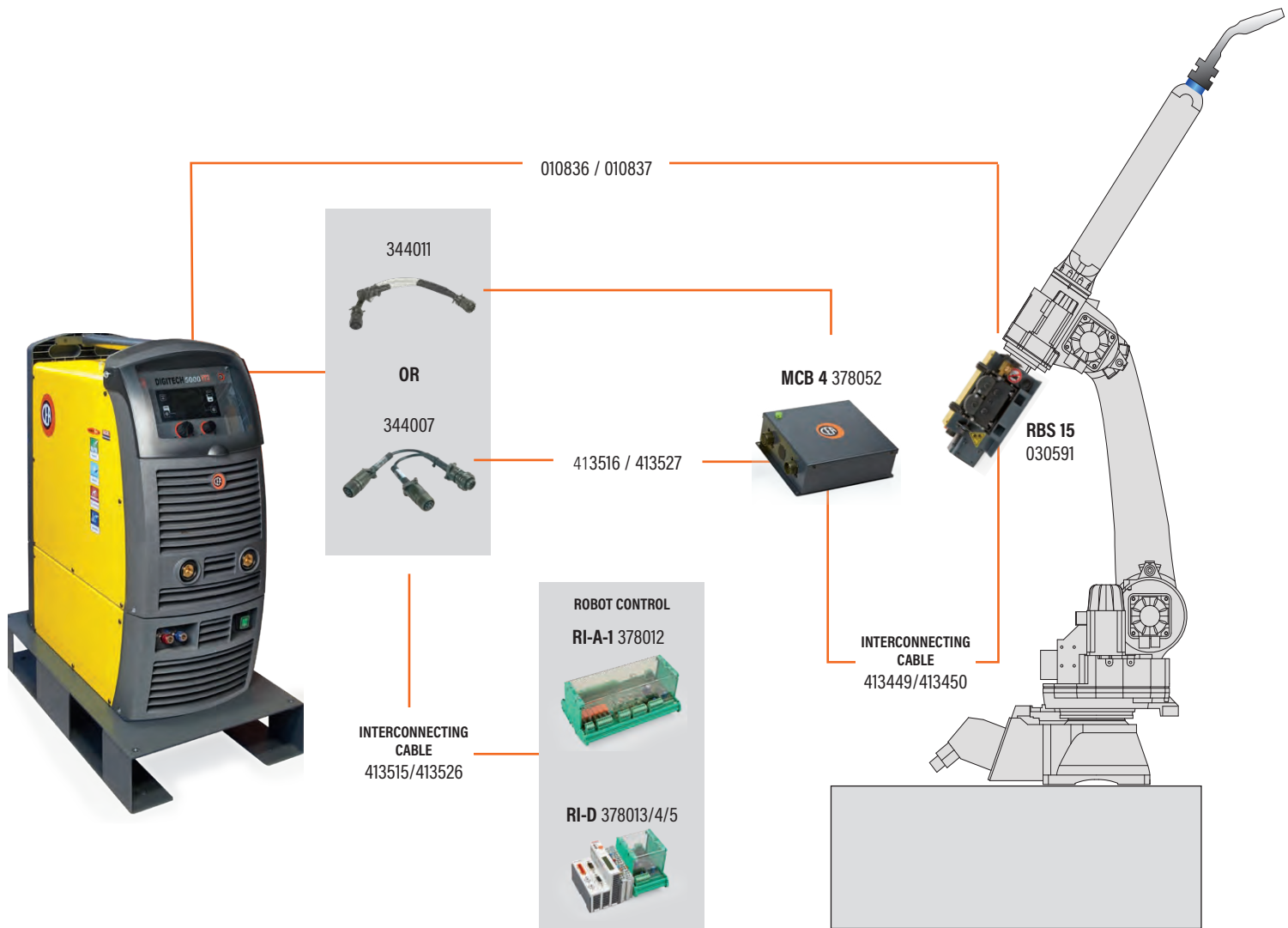


MCB4

Control box for the wire feeder and auxiliary functions purpose-designed to be fitted either inside the power source, or inside the external robot control or even on the robot structure depending on the integrator's needs.



ROBOT SOLUTION - DIGITECH VP2



031165 - SB1



344011



344007



032095 HR 31
032105 HR 41 -LC

SOFTWARE FOR SPECIAL PROCESS
PREMIUM FULL PACKAGE
> see page 15



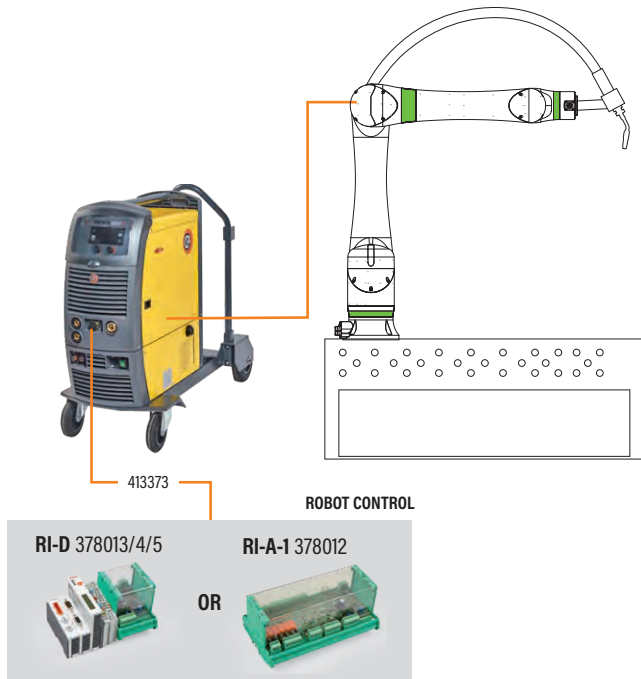
ORDER INFORMATION

CODE	DESCRIPTION	DIGITECH 3300		DIGITECH 4000		DIGITECH 5000	
		INTERFACE		INTERFACE		INTERFACE	
		Analog.	Digital	Analog.	Digital	Analog.	Digital
POWER SOURCES							
004705	Power Source DIGITECH 3300 VP2 400 V	A	D				
004710	Power Source DIGITECH 4000 VP2 400 V			A	D		
004715	Power Source DIGITECH 5000 VP2 400 V					A	D
SPECIAL VERSIONS - POWER SOURCE FITTED WITH SOFTWARE							
004705P	Power source DIGITECH 3300 VP2 (PREMIUM) 400 V with vision.FULL PACKAGE and Ethernet socket						
004710PR	Power source DIGITECH 4000 VP2 (PREMIUM) 400 V with vision.FULL PACKAGE and Ethernet socket						
004715PR	Power source DIGITECH 5000 VP2 (PREMIUM) 400 V with vision.FULL PACKAGE and Ethernet socket						
SOFTWARE FOR SPECIAL MIG/MAG PROCESS							
050002	SM1 - SPECIAL MIG Process Package including: vision.COLD, vision.POWER, vision.ULTRASPEED, vision.PIPE and ECP - Extra Curves Package						
050003	SP2 - PERFORMANCE Process Package including: vision.PULSE-UP, vision.PULSE-RUN, vision.ULTRA-SPEED and ECP - Extra Curves Package						
050004	SFP - vision.FULL - PACKAGE complete with Special MIG Process Pack. (SM1) and Special PULSE Process: vision.PULSE-UP, vision.PULSE-RUN and vision.PULSE-POWER with extra curves ECP						
050050	ECP -Extra Curves Package to meet special application						
INTERCONNECTING CABLES							
010836	5 m Air / Water cooled Interconnecting cable	A	D	A	D	A	D
010837	10 m Air / Water cooled Interconnecting cable						
WIRE FEEDER							
030591	Robot Wire Feeder RBS 15 with Euro Connect. 4 rolls (Ø 1.0÷1.2)	A	D	A	D	A	D
030593	Robot Wire Feeder RBS 15 with "L" Connect. 4 rolls (Ø 1.0÷1.2)						
WATER COOLING							
032095	Water cooling equipment HR 31 400 V	A	D	A	D	A	D
032105	Water cooling equipment HR 41 - LC 400 V reinforced pump - 4,5 bar						
402275A	Cea CL-1100 cooling liquid - 5 l Tank	A	D	A	D	A	D
ROBOTICS PACKAGE							
378052	MCB 4 - Motor Control Box	A	D	A	D	A	D
413449	5 m Interconnecting cable Wire Feeder - MCB 4	A	D	A	D	A	D
413450	10 m Interconnecting cable Wire Feeder - MCB 4						
378012	Robot Interface RI-A 1 Analogic/Digital	A		A		A	
378013	Robot Interface RI-DD DeviceNet		DeviceNet		DeviceNet		DeviceNet
378014	Robot Interface RI-DE EtherNet/IP		EtherNet/IP		EtherNet/IP		EtherNet/IP
378015	Robot Interface RI-DP ProfiNet		ProfiNet		ProfiNet		ProfiNet
344007	Connector cable kit to link Power source with MCB 4 - interface (R1) to be used with 413516 or 413527						
344011	Connector cable kit to link Power source with MCB 4 (fixed on power source) - interface (R1)	A	D	A	D	A	D
413526	5 m Interconnecting cable Power source - Robot Interface	A	D	A	D	A	D
413515	10 m Interconnecting cable Power source - Robot Interface						
413527	2 m Interconnecting cable Power source - MCB 4						
413516	10 m Interconnecting cable Power source - MCB 4						
GROUND CABLES							
239603	50 mm2 / 4 m Ground cable with clamp	A	D				
239607	70 mm2 / 4 m Ground cable with clamp			A	D	A	D
TROLLEY AND SUPPORT BASE							
031165	Support Base SB 1 for Power source						
234914	Trolley CT 70 with 4 rolls for power source, cooling equipment and cylinder (and autotransformer)						
OTHER OPTION[S]							
020340	Autotransformer A 13-H 220/400 V 50/60 Hz 3 Phase						
030947	Aluminium Kit of double grooved TWIN rolls (Ø 1.0÷1.2) and gears kit for Al wires						
030949	Aluminium Kit of double grooved TWIN rolls (Ø 1.2÷1.6) and gears kit for Al wires						
	DIGITECH 3300 VP2 ANALOGIC Interface COMPLETE PACKAGE Suggested version	A					
	DIGITECH 3300 VP2 ETHERNET/IP Interface COMPLETE PACKAGE Suggested version		EtherNet/IP				
	DIGITECH 4000 VP2 ANALOGIC Interface COMPLETE PACKAGE Suggested version			A			
	DIGITECH 4000 VP2 ETHERNET/IP Interface COMPLETE PACKAGE Suggested version				EtherNet/IP		
	DIGITECH 5000 VP2 ANALOGIC Interface COMPLETE PACKAGE Suggested version					A	
	DIGITECH 5000 PV2 ETHERNET/IP Interface COMPLETE PACKAGE Suggested version						EtherNet/IP

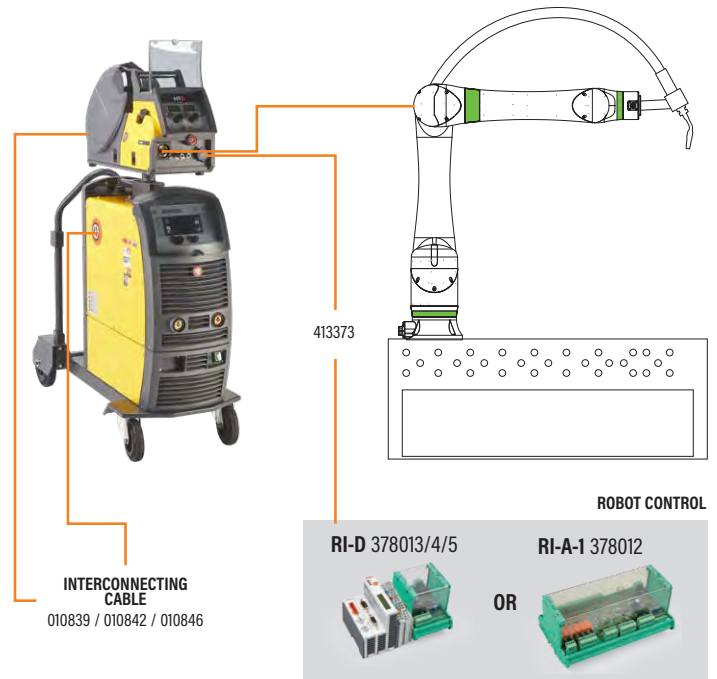


COBOT SOLUTION

COMPACT



SEPARATED WIRE FEEDER



ORDER INFORMATION

CODE	DESCRIPTION	DIGITECH 3200	
		ANALOG	DIGITAL
POWER SOURCES			
004700	Power Source DIGITECH 3200 VP2 400 V (4 rolls for wire Ø 0,8÷1,0 mm)	A	D
PREMIUM VERSION - POWER SOURCES			
004700PR	Power Source DIGITECH 3200 VP2 PREMIUM 400 V with vision.FULL PACKAGE and Ethernet socket		
SOFTWARE FOR SPECIAL MIG/MAG PROCESS			
050002	SM1 - SPECIAL MIG Process Package including: vision.COLD, vision.POWER, vision.ULTRASPEED, vision.PIPE and ECP - Extra Curves Package		
050003	SP2 - PERFORMANCE Process Package including: vision.PULSE-UP, vision.PULSE-RUN, vision.ULTRASPEED and ECP - Extra Curves Package		
050004	SFP - vision.FULL-PACKAGE complete with Special MIG Process Pack. (SM1), Special PULSE Process: vision.PULSE-UP, vision.PULSE-RUN, vision.PULSE-POWER, E.C.P		
050050	ECP - Extra Curves Package to meet special application		
ALUMINIUM KIT			
030895	Aluminium Kit of double grooved TWIN rolls (Ø: 0,8/1,0) and gears kit for Al wires		
030897	Aluminium Kit of double grooved TWIN rolls (Ø: 1,0/1,2) and gears kit for Al wires		
WATER COOLING			
032095	Water cooling equipment HR 31 400 V	A	D
402275A	Cea CL-1100 cooling liquid - 5 l Tank	A	D
ROBOTICS PACKAGE			
378012	Robot Interface RI-A 1 Analogic/Digital	A	
378013	Robot Interface RI-DD DeviceNet		DeviceNet
378014	Robot Interface RI-DE EtherNet/IP		EtherNet
378015	Robot Interface RI-DP ProfiNet		ProfiNet
413373	2 m Interconnecting cable Power source - Robot Interface	A	D
GROUND CABLES			
239603	50 mm ² / 4 m Ground cable with clamp	A	D
TROLLEY AND SUPPORT BASE			
234914	Trolley CT 70 with 4 rolls for power source, cooling equipment and cylinder (and autotransformer)	A	D
234928	Trolley CT 75 with 4 rolls for power source, cooling equipment and cylinder (and autotransformer)		
031165	Support Base SB 1 for Power source		
GAS REDUCERS			
020855	Reducer with 2 manometers		
020916	Reducer with flowmeter and 1 manometer		
OPTIONAL			
236590	Metallic spool adaptor		
	DIGITECH 3200 VP2 - ANALOGIC Interface COMPLETE PACKAGE Suggested version	A	
	DIGITECH 3200 VP2 - ETHERNET/IP Interface COMPLETE PACKAGE Suggested version		EtherNet



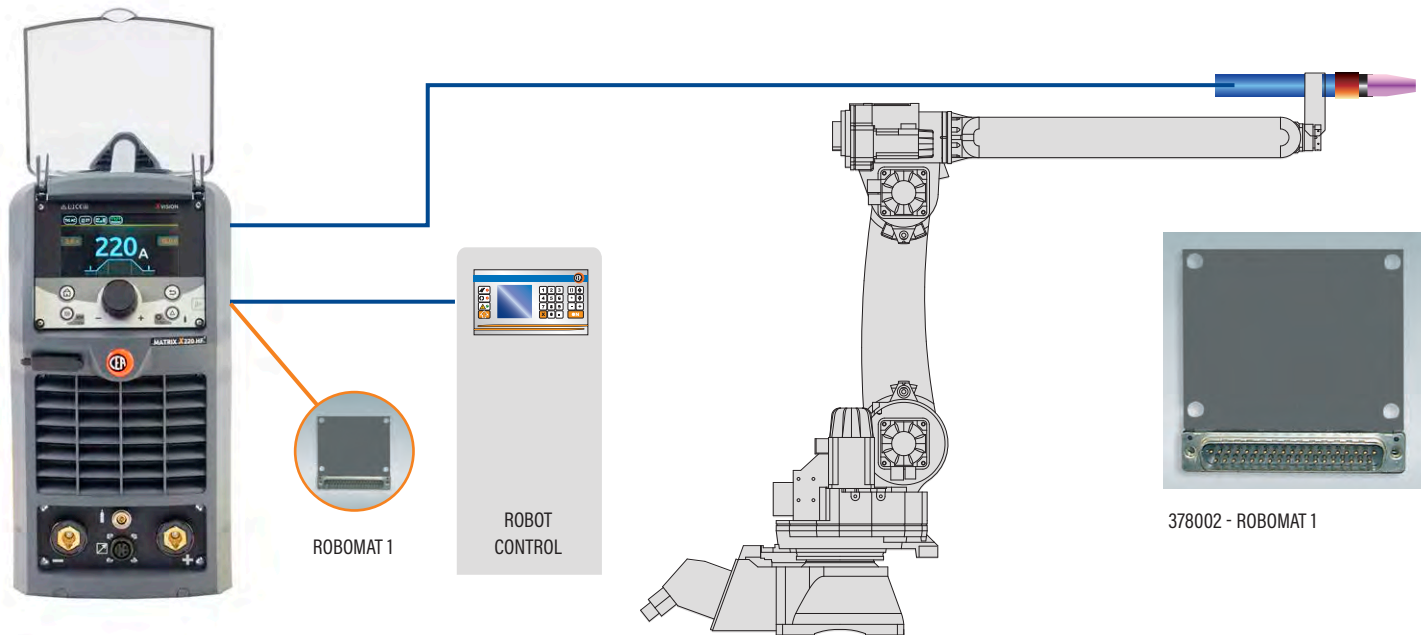
DESCRIPTION	DIGITECH 3300 INTERFACE		DIGITECH 4000 INTERFACE		DIGITECH 5000 INTERFACE	
	Analog.	Digital	Analog.	Digital	Analog.	Digital
	POWER SOURCES					
004705	Power Source	DIGITECH 3300 VP2	400 V	A	D	
004710	Power Source	DIGITECH 4000 VP2	400 V		A	D
004715	Power Source	DIGITECH 5000 VP2	400 V			A D
SPECIAL VERSIONS - POWER SOURCE FITTED WITH SOFTWARE						
004705PR	Power source	DIGITECH 3300 VP2 PREMIUM	400 V with vision.FULL PACKAGE and Ethernet socket			
004710PR	Power source	DIGITECH 4000 VP2 PREMIUM	400 V with vision.FULL PACKAGE and Ethernet socket			
004715PR	Power source	DIGITECH 5000 VP2 PREMIUM	400 V with vision.FULL PACKAGE and Ethernet socket			
SOFTWARE FOR SPECIAL MIG/MAG PROCESS						
050002	SM1 - SPECIAL MIG Process Package including: vision.COLD, vision.POWER, vision.ULTRASPEED, vision.PIPE and ECP - Extra Curves Package					
050003	SP2 - PERFORMANCE Process Package including: vision.PULSE-UP, vision.PULSE-RUN, vision.ULTRASPEED and ECP - Extra Curves Package					
050004	SFP - vision.FULL - PACKAGE complete with Special MIG Process Pack. (SM1) and Special PULSE Process: vision.PULSE-UP, vision.PULSE-RUN and vision.PULSE-POWER with extra curves ECP					
050050	ECP -Extra Curves Package to meet special application					
INTERCONNECTING CABLES						
010839	1,2 m	Air / Water cooled Interconnecting cable Power source-Wire feeder		A	D	A D
010842	5 m	Air / Water cooled Interconnecting cable				
010846	10 m	Air / Water cooled Interconnecting cable				
WIRE FEEDER						
030715	Wire Feeder HT 5 with Euro Connect. 4 rolls (Ø: 1,0 / 1,2)			A	D	A D
030872	WK 1 standard wheels kit for HT 5 feeder					
031007	WK 2 extra-large wheels kit for HT 5 feeder					
WATER COOLING						
032095	Water cooling equipment HR 31		400 V	A	D	A D
032105	Water cooling equipment HR 41 - LC 400 V reinforced pump - 4,5 bar					
402275A	Cea CL-1100 cooling liquid - 5 l Tank			A	D	A D
ROBOTICS PACKAGE						
378012	Robot Interface RI-A 1	Analogic/Digital		A		A
on demand	Robot Interface RI-DM	Modbus			Modbus	Modbus
378013	Robot Interface RI-DD	DeviceNet			DeviceNet	DeviceNet
378014	Robot Interface RI-DE	EtherNet/IP			EtherNet	EtherNet
378015	Robot Interface RI-DP	ProfiNet			ProfiNet	ProfiNet
413373	2 m	Interconnecting cable Power source - Robot Interface		A	D	A D
GROUND CABLES						
239603	50 mm2 / 4 m	Ground cable with clamp		A	D	
239607	70 mm2 / 4 m	Ground cable with clamp			A	D A D
TROLLEY AND SUPPORT BASE						
031165	Support Base SB 1 for Power source					
234914	Trolley CT 70 with 4 rolls for power source, cooling equipment and cylinder (and autotransformer)			A	D	A D
234928	Trolley CT 75 with 4 rolls for power source, cooling equipment and cylinder (and autotransformer)					
OTHER OPTION[S]						
020340	Autotransformer A 13-H		220/400 V 50/60 Hz 3 Phase			
030895	Aluminium Kit		of double grooved TWIN rolls (Ø 0.8 ÷ 1.2) and gears kit for Al wires			
030897	Aluminium Kit		of double grooved TWIN rolls (Ø 1.0 ÷ 1.2) and gears kit for Al wires			
030899	Aluminium Kit		of double grooved TWIN rolls (Ø 1.2 ÷ 1.6) and gears kit for Al wires			
	DIGITECH 3300 VP2		ANALOGIC Interface COMPLETE PACKAGE Suggested version	A		
	DIGITECH 3300 VP2		ETHERNET/IP Interface COMPLETE PACKAGE Suggested version		EtherNet	
	DIGITECH 4000 VP2		ANALOGIC Interface COMPLETE PACKAGE Suggested version		A	
	DIGITECH 4000 VP2		ETHERNET/IP Interface COMPLETE PACKAGE Suggested version			EtherNet
	DIGITECH 5000 VP2		ANALOGIC Interface COMPLETE PACKAGE Suggested version			A
	DIGITECH 5000 PV2		ETHERNET/IP Interface COMPLETE PACKAGE Suggested version			EtherNet

SOFTWARE FOR SPECIAL PROCESS
PREMIUM FULL PACKAGE
 > see page 15



ROBOT TIG DC SOLUTION

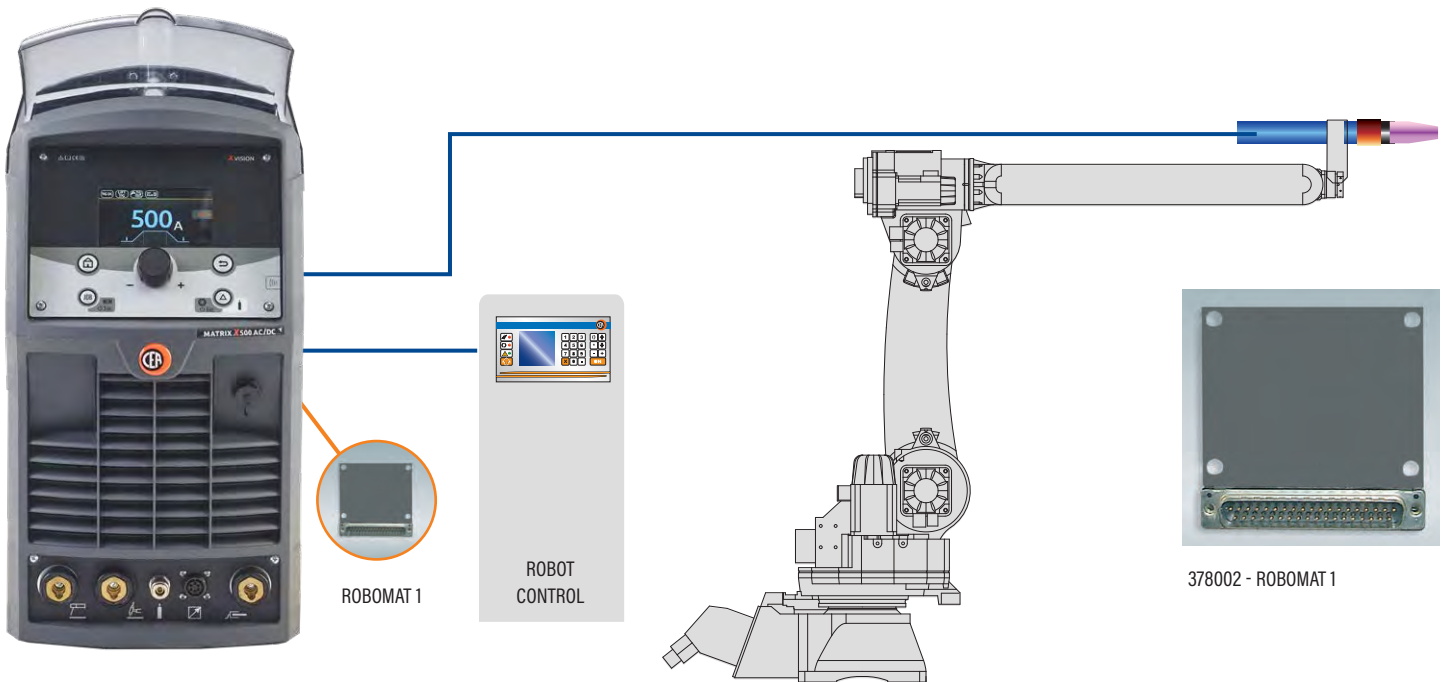
MATRIX series three-phase power sources, in the special "R" version, can be easily integrated in TIG welding automated equipment by means of ROBOMAT 1 interface which handles both all the start/stop signals of the process and main welding parameter adjustments.



ORDER INFORMATION

CODE	DESCRIPTION	MATRIX 3000 HF-R		MATRIX 4200 HF-R		MATRIX X 220 HF-R		MATRIX X 300 HF-R	
		AIR	WATER	AIR	WATER	AIR	WATER	AIR	WATER
POWER SOURCES - DC									
004531	Power source MATRIX 3000 HF-R 400 V - 3 Phase	●	≈						
004556	Power source MATRIX 4200 HF-R 400 V - 3 Phase			●	≈				
004508	Power source MATRIX X 220 HF-R 400 V - 1 Phase X vision control					●	≈		
004561	Power source MATRIX X 300 HF-R 400 V - 3 Phase X vision control							●	≈
WATER COOLING									
032060	Water cooling equipment HR 23 400 V to be only ordered with related "VT" trolley		≈						
032098	Water cooling equipment HR 32 400 V				≈				
032120	Water cooling equipment HRX 20 230 V						≈		
032115	Water cooling equipment HRX 30 400 V								≈
031166	Adaptor Plate Kit for Matrix 4200 if used with CT 401 and HR 32				≈				
402275A	Cea CL-1100 cooling liquid - 5 l Tank		≈		≈		≈		≈
ROBOTICS PACKAGES									
413508	5 m Interconnecting cable ROBOMAT 1 / automatic equipment	●	≈	●	≈	●	≈	●	≈
378002	Robot Interface ROBOMAT 1	●	≈	●	≈	●	≈	●	≈
GROUND CABLES									
239601	35 mm² / 4 m Ground cable with clamp	●	≈			●	≈	●	≈
239603	50 mm² / 4 m Ground cable with clamp			●	≈			●	≈
TROLLEYS									
234929	Trolley VT 101 with 2 rolls for power source, cooling equipment and cylinder	●	≈			●	≈	●	≈
234931	Trolley CT 401 with 4 rolls for power source, cooling equipment and cylinder			●	≈				
OTHER OPTION									
460005	A6 Connection kit for non-standard Torch	●	≈	●	≈	●	≈	●	≈
	MATRIX 3000 HF-R robot use complete package Suggested air cooled version	●		●		●		●	
	MATRIX 3000 HF-R robot use complete package Suggested water cooled version		≈						
	MATRIX 4200 HF-R robot use complete package Suggested air cooled version			●					
	MATRIX 4200 HF-R robot use complete package Suggested water cooled version				≈				
	MATRIX X 220 HF-R robot use complete package Suggested air cooled version					●			
	MATRIX X 220 HF-R robot use complete package Suggested water cooled version						≈		
	MATRIX X 300 HF-R robot use complete package Suggested air cooled version							●	
	MATRIX X 300 HF-R robot use complete package Suggested water cooled version								≈

ROBOT TIG AC/wDC SOLUTION



ORDER INFORMATION

CODE	DESCRIPTION	MATRIX 3000 AC/DC-R		MATRIX X 220 AC/DC-R		MATRIX X 300 AC/DC-R		MATRIX X 400 AC/DC-R		MATRIX X 500 AC/DC-R	
		AIR	WATER	AIR	WATER	AIR	WATER	AIR	WATER	AIR	WATER
POWER SOURCES - AC/DC											
004536	Power source MATRIX 3000 AC/DC-R 400 V 3 Phase	●	≈								
004513	Power source MATRIX X 220 AC/DC-R 230 V 1 Phase X vision control			●	≈						
004566	Power source MATRIX X 300 AC/DC-R 400 V 3 Phase X vision control					●	≈				
004094	Power source MATRIX X 400 AC/DC-R 400 V 3 Phase X vision control							●	≈		
004098	Power source MATRIX X 500 AC/DC-R 400 V 3 Phase X vision control									●	≈
WATER COOLING											
032060	Water cooling equipment HR 23 400V ordered with "VT" trolley		≈								
032120	Water cooling equipment HRX 20 230 V				≈						
032115	Water cooling equipment HRX 30 400 V						≈				
032130	Water cooling equipment HRX 52 400V ordered with "CT" trolley								≈		≈
402275A	Cea CL-1100 cooling liquid - 5 l Tank		≈		≈		≈		≈		≈
ROBOTICS PACKAGES											
413508	5 m Interconnecting cable ROBOTMATE 1 / automatic equipment	●	≈	●	≈	●	≈	●	≈	●	≈
378002	Robot Interface ROBOTMATE 1	●	≈	●	≈	●	≈	●	≈	●	≈
GROUND CABLES											
239601	35 mm ² / 4 m Ground cable with clamp	●	≈	●	≈	●	≈				
239603	50 mm ² / 4 m Ground cable with clamp							●	≈		
239607	70 mm ² / 4 m Ground cable with clamp									●	≈
TROLLEYS											
234929	Trolley VT 101 with 2 rolls for power source, cooling equipment and cylinder	●	≈	●	≈	●	≈				
234931	Trolley CT 401 with 4 rolls for power source, cooling equipment and cylinder										
234914	Trolley CT 70 with 4 rolls for power source, cooling equipment and cylinder							●	≈	●	≈
234932	Trolley CT 80 with 4 rolls for power source, cooling equipment and cylinder									●	≈
OTHER OPTION											
460005	A6 Connection kit for non-standard Torch	●	≈	●	≈	●	≈	●	≈	●	≈
	MATRIX 3000 AC/DC-R complete package air cooled	●									
	MATRIX 3000 AC/DC-R complete package water cooled		≈								
	MATRIX X 220 AC/DC-R complete package air cooled			●							
	MATRIX X 220 AC/DC-R complete package water cooled				≈						
	MATRIX X 300 AC/DC-R complete package air cooled					●					
	MATRIX X 300 AC/DC-R complete package water cooled						≈				
	MATRIX X 400 AC/DC-R complete package air cooled							●			
	MATRIX X 400 AC/DC-R complete package water cooled								≈		
	MATRIX X 500 AC/DC-R complete package air cooled									●	
	MATRIX X 500 AC/DC-R complete package water cooled										≈



usability

computerization

high-tech workgroup

PROJECT member

service COOPERATION

INDUSTRIAL

ERA Technologies

automate production

exchange cloud

strong

future

integration

maintenance

industry REVOLUTION

safe

monitoring

system Adaptability effectiveness CPPS

INTERNET OF THINGS QUALITY

Anywhere

Any time

GATEWAY Any Device

CEA NETWORK Anything

WELDING NETWORK AND CLOUD

COMPUTER REDUCE Time

Storage security

AUTOMATION

Autonomous ROBOTS

CROSS FUNCTION Improve Engineering

COMPUTER TOOLS SOFTWARE

APPLICATION

Artificial intelligence

organizations rules-based

FRAMEWORK

ANY COMPLEX SYSTEM

STANDARDIZED Any time

CHOOSE

satisfaction Design

Individualize PRO

PRODUCT

Visual Custom

ROBOTS BINARY

CUSTOMER

DECODES

technology

0101

PHYSICAL

0101

TRANSFORMATION

0101

URABILITY Digitized RE

DIGITALIZATION

01010101

REDUCTION

RESEARCH ISSUE

experience

ATION

ucing

01

INDUSTRY

4.0

New Digital Energy supply Digital Everything

TRANSFORMATION

URABILITY Digitized RE

DIGITALIZATION

01010101

REDUCTION

RESEARCH ISSUE

experience

ATION

ucing

01

INDUSTRY 4.0

For Industry 4.0 we mean the transformation of manufacturing processes based on the digitalization of the factory, the connection between physical and digital systems and the interconnectivity of more equipment. Industry 4.0 certainly represents the fourth industrial revolution.

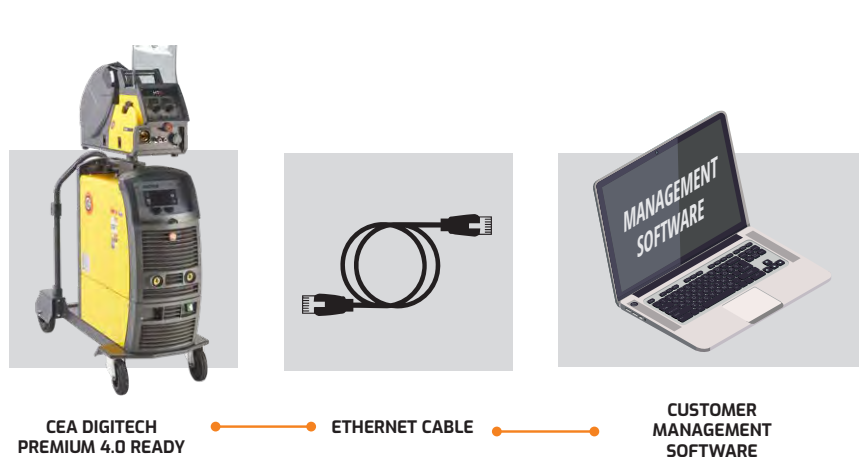

The main hubs around which this "revolution" revolves are represented by:

Interconnectivity between equipment in the production cycle.

Continuous monitoring of work conditions by means of appropriate set of sensors and adaptive capacity versus any process drift.

Equipment remote control, maintenance and diagnosis.

Machines viewed as networked objects (IOT Internet of things).



CEA EQUIPMENT FOR INDUSTRY 4.0

In order to face the challenge of this philosophy, CEA has developed the new DIGITECH VP2 (4.0 VERSION) equipment and a series of support software, which, no doubt, allow these equipment to be fully complying with INDUSTRY 4.0 concepts.

- The features of DIGITECH VP2 equipment can be briefly summarized as follows:
- Digital electronic control managed by a microprocessor.
- Graphical interface with user friendly and intuitive LCD display.
- Unique identifiability of the equipment through an IP address.
- Possibility of being connected to other equipment by an Ethernet or Wifi network.
- Possibility of remote activating programs or JOBS via Ethernet or Wifi.
- Possibility of interconnecting several networked equipment.
- Low energy consumption thanks to latest generation inverter power sources.
- Remote auto-diagnostic system.





CQM CEA QUALITY MANAGER




QUALITY CONTROL AND PARAMETER PRINTING

CQM "CEA QUALITY MANAGER" software has been developed by CEA to enable welding data recording, monitoring and printing by means of an external computer connected to one or more power sources of QUBOX and DIGITECH VP2 series.

Ideal for monitoring production and satisfying quality needs of the market, CEA QUALITY MANAGER enables to create customized detailed reports related to welding jobs made on various workpieces by several operators using different materials.

CEA QUALITY MANAGER is a very useful tool for:
satisfying welding documentation requirements as prescribed by the buyers and by international norms such as EN 1090
checking and monitoring the welding process
creating sheets and work procedures from laboratory to be transferred to production
generating welding job printout sheets

CEA QUALITY MANAGER takes advantage from current, voltage and wire speed sensors integrated into the welding equipment, without utilizing any additional complex and expensive detecting instrument and interface systems. To make it work, it is enough to simply use an Ethernet connection and the welding data recording program is ready to operate, enabling the monitoring of one or more power sources connected via Ethernet to your computer.





RECORDING

Register every instant of all your DIGITECH VP2 welding data and reach an extraordinary level in quality control.



PRINTING

Easy printing of all the machine parameters and data for archiving in a standard CQM file or in excel.



WELDING PARAMETER CONTROL

Easy comparison of every welding instant with your pre-set parameters and remote control of your production without any additional testing operation.



BAR CODE READER

Get the workflow of your company even faster. Don't want to waste time in creating the registration setting on the PC? Add the BAR CODE READER option to your DIGITECH and create a more detailed recording file in an extremely fast and easy way, directly from the machine.



ETHERNET CONNECTION

Safe and reliable system. By Ethernet connection, CEA's software allows you to have a quick and stable connection in any working condition.



ETHERNET LAN

CEA Quality Manager - 1.5.2 (build 1792)



CEA S.p.A. - COSTRUZIONI ELETTROMECCANICHE ANNETTONI
 Via S. Felice, 37 - 20090 Lusco - ITALY
 P.O. Box 100
 Tel. +39-0341-42222
 Fax +39-0341-42268
 M.A. Number 004486530
 http://www.ceam.com

Place: CRANES AB 1456 COD: B71235478

Description: TEST N. 471

Notes: NOTES

Operator: Paul Smith - U 503

Welder: Digitech Vision 5000

Firmware: H04-03.04 F03-04.06-BETA1012 C04-28.01 500A

S/N: AG107005

Phase # 1

Description: DIGITECH 5000 VISION

Sampling time: 1.0 s Current limit: 10 % Voltage limit: 10 %

Run 1
Curve [101] Fe G3 Si-1 Ø 0.8 Ar 16-20% CO2 Inductance 0
Process MIG Pulsed Pre gas 0.1 s
Mode 4T Post gas 1.0 s
Current 200 A Burn back 0 %
Voltage 27.5 V Hot start 0 %
Starting speed 0 % Job slope 0.5 s
Arc 0
Started: 18/03/2016 11:10:43 Terminated: 18/03/2016 11:10:43

Sample #	T [s]	Current [A]	Voltage [V]	Wire speed [m/min]
		Min Mean Max	Min Mean Max	Min Mean Max
1	0.20	106 111 112	12.80 20.30 20.80	17.10 17.10 17.10

Run 2
Started: 18/03/2016 11:10:52 Terminated: 18/03/2016 11:11:38

Sample #	T [s]	Current [A]	Voltage [V]	Wire speed [m/min]
		Min Mean Max	Min Mean Max	Min Mean Max
2	1.00	82 101 112	14.00 17.20 20.80	17.10 17.10 17.20
3	2.00	84 87 89	12.80 13.40 14.80	17.10 17.10 17.10
4	3.00	89 81 83	11.90 12.40 17.00	17.10 17.10 17.20
5	4.00	78 78 80	11.10 11.40 17.00	17.00 17.10 17.10
6	5.00	78 78 78	11.00 11.10 17.00	17.00 17.10 17.10
7	6.00	78 78 78	10.90 11.00 17.00	17.10 17.10 17.10
8	7.00	78 78 78	10.90 10.90 17.00	17.10 17.10 17.20
9	8.00	78 78 78	10.90 10.90 17.00	16.90 17.00 17.10
10	9.00	78 78 78	10.90 11.00 17.00	17.10 17.10 17.20
11	10.00	78 78 78	10.90 11.00 17.00	17.10 17.10 17.20
12	11.00	78 78 78	10.90 10.90 17.00	17.10 17.10 17.20
13	12.00	73 71 78	10.80 10.90 17.00	17.00 17.00 17.20
14	13.00	68 68 72	10.70 10.90 12.20	17.00 17.10 17.10

18/03/2016 11:19:16

1/6

CEA Quality Manager - 1.5.2 (build 1792)

Sample #	T [s]	Current [A]	Voltage [V]	Wire speed [m/min]
		Min Mean Max	Min Mean Max	Min Mean Max
188	16.00	185 185 185	25.00 25.00 25.10	9.90 10.00 10.00
190	17.00	185 185 185	25.00 25.00 25.00	9.90 10.00 10.00
191	18.00	185 185 185	25.00 25.00 25.00	9.90 9.90 10.00
192	19.00	185 185 185	25.00 25.00 25.00	9.90 10.00 10.10
193	20.00	185 185 185	24.90 25.00 25.00	9.90 9.90 10.00
194	21.00	185 185 185	24.90 25.00 25.00	9.90 9.90 10.00
195	22.00	185 185 185	24.90 25.00 25.00	9.90 9.90 10.00
196	23.00	185 185 185	24.90 24.90 25.00	9.90 10.00 10.10
197	24.00	185 185 185	24.90 25.00 25.00	9.90 10.00 10.00
198	25.00	185 185 185	25.00 25.00 25.00	9.90 9.90 10.00
199	26.00	185 185 185	25.00 25.00 25.00	9.90 10.00 10.00
200	27.00	185 185 185	25.00 25.00 25.00	9.90 9.90 10.00
201	27.40	185 185 185	25.00 25.00 25.00	9.90 10.00 10.10

Run 11
Started: 18/03/2016 11:15:05 Terminated: 18/03/2016 11:15:11

Sample #	T [s]	Current [A]	Voltage [V]	Wire speed [m/min]
		Min Mean Max	Min Mean Max	Min Mean Max
202	1.00	88 93 97	14.40 16.00 19.20	9.90 10.00 10.00
203	2.00	88 80 100	14.10 20.80 27.20	9.90 10.00 10.00
204	3.00	108 134 193	25.80 26.40 27.10	9.90 9.90 10.00
205	4.00	166 168 173	25.30 25.50 26.80	9.90 10.00 10.00
206	5.00	174 178 181	25.10 25.20 25.30	9.90 10.00 10.00
207	6.00	181 184 184	25.00 25.10 25.10	9.90 10.00 10.00
208	6.90	184 184 185	25.00 25.00 25.00	9.90 9.90 10.00

Run 12
Started: 18/03/2016 11:15:25 Terminated: 18/03/2016 11:15:27

Sample #	T [s]	Current [A]	Voltage [V]	Wire speed [m/min]
		Min Mean Max	Min Mean Max	Min Mean Max
209	1.00	89 93 98	14.70 16.00 19.50	9.90 10.00 10.00
210	2.00	88 87 88	13.40 14.40 14.80	9.90 10.00 10.00
211	3.00	88 80 108	12.40 18.80 24.80	9.90 10.00 10.00
212	4.00	112 136 193	24.80 24.80 24.90	9.90 9.90 10.00
213	5.00	188 187 174	24.80 24.90 25.00	9.90 10.00 10.00
214	5.30	176 176 177	25.00 25.00 25.00	9.90 10.00 10.00

Total weld time: 0h, 3m, 27s

CEA Quality Manager - version 1.5.2 build 1792

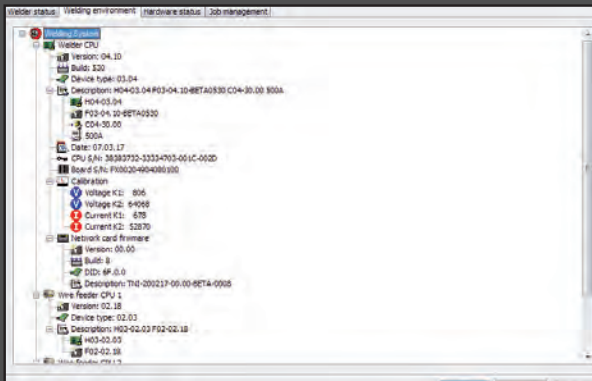
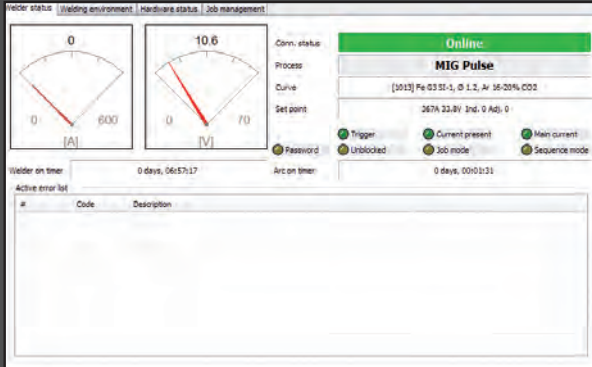
CEA Control Informazione Isotopi 1.1
 copyright © 2000 - 2010

6/6
 [Signature]

18/03/2016 11:19:16



CWM CEA WELDER MANAGER



WELDER STATUS CONTROL AND WELDING JOB DUPLICATION

CWM: CEA WELDER MANAGER is a software which allows to monitor the status of one or more QUBOX and DIGITECH VP2 welding equipment, one another connected via Ethernet (or via Wifi as optional) by means of an external computer in the same network.

Ideal for the remote monitoring of the welding equipment status, including any faced anomaly, CEA WELDER MANAGER enables to save and duplicate JOBS from one equipment to another, by allowing to copy and paste exactly same setting on all available power sources, thus obtaining a perfect equality in their welding quality.

CEA WELDER MANAGER takes advantage from resources integrated into the welding equipment without utilizing any additional complex and expensive instruments and interface systems. To make it work, it is enough to simply use an Ethernet connection and the program is ready to operate.



WELDING MONITORING

Live control of one single machine for checking the real instant working situation and parameters.



PROBLEM CHECKING

Any machine error will be displayed for easy problem-solving.



JOB CLONE

Don't waste time for replicating the same job on any additional DIGITECH VP2 power source. Just clone one setting from one machine to another directly by your PC.

JOB SAVE AND DUPLICATION

More and more there is the need of a very high quality in welding and repeatability of the results. Once a series of JOBS has been created and memorized in one welding equipment, it would be a long and tiring task to manually re-input exactly same parameters into other power sources, with the risk of making involuntary mistakes.

CEA WELDER MANAGER allows to transfer JOBS from one equipment to others, by granting the reproducibility of the welding operations from one working place to another.

By connecting an external computer - onto which this software has been installed - to a welding equipment, it is possible to download all memorized JOBS (DOWNLOAD FROM WELDER) and create a file, which, thereafter, can be transferred to one or more power sources, by simply clicking onto UPLOAD TO WELDER icon.

CEA WELDER MANAGER is very useful to also make a JOB BACKUP and therefore safely keep memorized JOBS data onto an external unit from where, in case of failure or necessity, they can be retrieved.

CEA CALIBRATION SERVICE

This is a professional and guaranteed service able to provide all clients the calibration of all the measuring instruments fitted in the welding equipment.

WHAT IS CALIBRATION?

In arc welding process, welding quality itself is strictly subordinated, in addition to the experience and professionalism of the operator, to the precision in adjusting and repeating same parameters, such as welding current, voltage and wire speed (MIG/MAG welding). Calibration means to verify the measuring precision of the instruments being utilized in your own welding equipment. This must fully meet what prescribed by EN 60974-14 norm, which clearly states methods, instruments and allowed tolerances as necessary for each operation.

WHAT FOR CALIBRATING?

To calibrate means to periodically check the measuring precision of the instruments provided into the welding equipment. Such a control grants the full compliance of the parameter tolerances and, therefore, allows you to repeat welding results by granting an unchanged quality while welding the workpiece.

It also allows you to cope with instructions as prescribed in your WPS's related to the workpiece being welded.

CEA CALIBRATION

CEA calibration is obtained by connecting the power source to a conventional load in order to measure by means of precise and certified instruments both current and voltage as performed by the machine. In MIG/MAG also welding wire speed is to be controlled in the same way.

Whenever such a test is positive, a proper certificate complete with all detected data and the power source is to be fitted with a sticker stating the test result together with its validity date.

Such a service has got various options ranging from calibration made in CEA factory just after the machine is completed on the assembly line, to calibration made directly at the final user's.

<p>CEA Costruzioni Elettromeccaniche Annettoni S.p.A. C.so Emanuele Filiberto, 27 23900 Lecco - Italia Tel. +39 0341 22322 Fax +39 0341 422646</p>	Issued date:	27/10/2015			
	Calibrated date:	27/10/2015			
	Approved date:	27/10/2015			
	Calibration due date:	27/10/2016			
	Calibration certificate No: CEA 2015 001				
Customer:					
Addresses:					
BASIC INFORMATIONS					
Type of unit:	MIG / MAG welding machine with separate wire feeder				
Power source:	DIGITECH 5000 VISION PULSE	Serial number: YB 107 011			
Control panel:	DH 50	Serial number: FX 00206104080100			
Wire feeder:	HT 5	Serial number: YD 251 020			
General notes:	Wire Fe d=1.0mm - Connection cable 10mt - Torch C350 4mt				
CALIBRATION SPECIFICATIONS					
Equipment function under test:	VOLTAGE CURRENT WIRE SPEED DISPLAYS				
Validation method:	Conventional load resistor - MIG/MAG (CV) / rotary transducer				
Validation type:	Accuracy <input checked="" type="checkbox"/>	Consistency <input type="checkbox"/>			
Validation grade:	Standard <input checked="" type="checkbox"/>	Precision <input type="checkbox"/>			
Validation range:	Full range				
Power source rated max current:	500A	Power source rated min current:	10A	Power source no_load voltage:	70V
Max allowed error of display A (±2.5 %):	± 12.5 A	Max allowed error of display V (±2.5 %):	± 1.75 V		
Wire feed speed rated min value:	0.6 m/min	Wire feed speed rated max value:	25 m/min	Max allowed error of wire feed speed:	± 10 % of set value
TEST CONDITIONS					
Ambient temperature:	25°C	Input voltage:	400V	Input voltage frequency:	50Hz

SET POINTS	V ₂	I ₂	VOLTMETER					AMMETER					
			MEASURED VOLTAGE [V]	AVERAGE MEASURED VOLT [V]	DISPLAY V IND [V]	AVERAGE DISP IND [V]	ERROR V [V]	MEASURED CURRENT [A]	AVERAGE MEASURED CURRENT [A]	DISPLAY A IND [A]	AVERAGE DISP IND [A]	ERROR A [A]	
14,0	10		MEAS 1,1	13,35	13,11	13,3	13,15	0,04	9,34	9,27	9	9,0	-0,27
			MEAS 1,2	12,87		13,0			9,20				
20,25	125		MEAS 2,1	20,82	20,82	20,8	20,80	-0,02	125,80	125,67	125	125,0	-0,67
			MEAS 2,2	20,82		20,8			125,54				
26,5	250		MEAS 3,1	27,33	27,24	27,3	27,25	0,01	251,20	251,00	250	250,0	-1,00
			MEAS 3,2	27,15		27,2			250,80				
32,75	375		MEAS 4,1	33,00	32,90	32,9	32,85	-0,05	375,80	375,50	375	375,0	-0,50
			MEAS 4,2	32,80		32,8			375,20				
39,0	500		MEAS 5,1	40,40	40,15	40,5	40,25	0,10	499,60	499,50	500	500,0	0,50
			MEAS 5,2	39,90		40,0			499,40				

SET POINTS	WIRE SPEED	WIRE SPEED METER						
		MEASURED WIRE SPEED [m/min]	AVERAGE WIRE SPEED [m/min]	DISPLAY WIRE SPEED [m/min]	AVERAGE DISP IND [m/min]	MAX ALLOWED ERROR [m/min]	ERROR [m/min]	
0,6		MEAS 1,1	0,5	0,50	0,6	0,6	± 0,06	0,05
		MEAS 1,2	0,5		0,5			
6,7		MEAS 2,1	6,6	6,60	6,6	6,6	± 0,67	0,00
		MEAS 2,2	6,6		6,6			
12,8		MEAS 3,1	12,5	12,60	12,8	12,8	± 1,28	0,20
		MEAS 3,2	12,7		12,8			
18,9		MEAS 4,1	18,3	18,40	18,9	18,9	± 1,89	0,50
		MEAS 4,2	18,5		18,9			
25,0		MEAS 5,1	24,3	24,30	25,0	25,0	± 2,50	0,65
		MEAS 5,2	24,3		24,9			

CALIBRATION EQUIPMENT		
REF	DESCRIPTION	CAL DATE EXPIRE
CEA E153	SMP 1286 - LOAD RESISTOR AND ROTARY TRANSDUCER	JAN 2016
CEA MD39	FLUKE 77 - MULTIMETER FOR WELDING VOLTAGE	OCT 2016
CEA E138	CURRENT SENSOR - 1000A 5V 1%	JAN 2016
CEA MD47	METRAHITPRO - MULTIMETER FOR WELDING CURRENT	JAN 2016

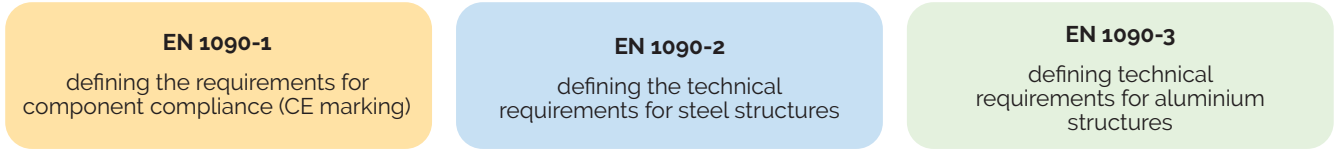
CALIBRATION RESULT				CEA Costruzioni Elettromeccaniche Annettoni S.p.A CORSO E. FILIBERTO, 27 - LECCO	
RESULT:	Passed <input checked="" type="checkbox"/>	Failed <input type="checkbox"/>			
WORK PERFORMED BY:	R. VALSECCHI	SIGNATURE:			
APPROVED BY:	A. VALSECCHI	SERVICE MANAGER:			



EN 1090

With effect from 1st July 2014 it is compulsory to comply with new EN1090 standard which, in civil engineering, imposes that all on-site construction welded products must be CE marked as foreseen by CPR 305/2011 (Construction Products Regulation) and by Directive 89/106/EEC.

EN 1090 standard consists of 3 parts, i.e.



EN 1090-2 norm provides that the construction design engineer should also define the job risk level actually called "Execution Class" (EXC): EXC types are classified by an increasing number from 1 to 4, where 4 is to indicate the structure technically more complex.

<p>EXC 1: steel structures with strength class up to S275, e.g. agricultural construction such as barns</p>	<p>EXC 2: steel structures with strength class up to S700, e.g. civil buildings such as homes and offices from 2 to 15 storeys.</p>	<p>EXC 3: structures subjected to high degree of stress, e.g. buildings higher than 15 storeys or bridges.</p>	<p>EXC 4: special structures with extreme degree of resistivity, e.g. road or rail viaducts.</p>
------------------------------------------------------------------------------------------------------------------------	------------------------------------------------------------------------------------------------------------------------------------------------	---------------------------------------------------------------------------------------------------------------------------	-------------------------------------------------------------------------------------------------------------

HOW CEA CAN HELP YOU

CEA has produced a collection of qualifying welding procedures called WPQR (Welding Procedure Qualification Record) from which other welding procedure specification are derived, i.e. the so called WPS (Welding Procedure Specification), which will help CEA customers, who will buy them, to satisfy one of the EN 1090 requirements for the erection of steel constructions according to EXC1 and EXC2 classes.

Supplied WPQR's and WPS's have been released and certified by the German competent authority SLV according to material composition, its thickness, type of joint, welding position, filler material, protective gas and valid for CONVEX and DIGITECH vision, PULSE power sources only.

FAQ

CAN GIVEN WPS BE USED BY ANY WELDING EQUIPMENT?

Yes, but only if the used model is also clearly specified in the supplied WPS chosen to do the job.

WILL WPQR'S AND WPS'S ENABLE USE OF FILLER MATERIAL AND/OR GAS OF ANY BRAND?

Yes, provided that used products are supplied with certifications fully matching what prescribed in the given specifications.

ARE CEA SUPPLIED WPQR AND WPS "PACKAGES" SUFFICIENT TO ENABLE THE OPERATOR TO APPLY CE MARKING ON THE MANUFACTURED ITEM?

No, they are not. WPQR's and WPS's are just a help, in terms of costs and time, to reach a certification according to EN 1090 norm. Each client will have to comply with his obligations by carrying out the job after employing qualified welders and by granting adequate quality controls of the whole manufacturing process according to what specified by EN 3834. It will be also necessary to carry out a periodic maintenance program of the welding power source being used, by using - as said - certified consumable material, strictly adhering what prescribed in the chosen welding specifications.

LIMITATION OF LIABILITY

CEA supplied WPS's and WPQR's will facilitate the qualification of the welding process (point 4 of CE certification). WPQR's, made in cooperation with SLV, are in conformity with current standards for the qualification of WPS's. WPS's supplied by CEA are valid for the execution of steel constructions made according to EXC 1 and EXC 2 above referred, as foreseen by EN 1090-2 standard with related application areas. The use of CEA supplied WPQR / WPS packages will not entitle the user to disregard the additional steps, as prescribed by EN 1090 and by CPR 305/2011, he will have to fully fulfil himself.

CEA is not liable in case of improper or poor use of any WPS, of any incorrect utilization of CEA power sources, of any mismatch between the welding equipment prescribed in WPQR and WPS and the one wrongly used during the welding process, of any mistake made by the user in the execution of WPQR/WPS and of the utilization of non-qualified personnel during the welding job.

It must be clear that only the user, manufacturing the welded structure, will be responsible for the correct application of CEA supplied WPS's and of the full compliance of that herein specified.

The user is fully liable and responsible for the CE marking for the finished manufactured product.

By purchasing CEA WPS's the buyer accepts all that is contained within this document.

CWM & CQM for DIGITECH VP2

CODE	DESCRIPTION
	CWM&CQM for DIGITECH VP2
031108	CWM - CEA WELDER MANAGER Software tools to be installed on PC (No license for power source required)
031105	CQM - CEA QUALITY MANAGER Software tools complete with CWM - CEA WELDER MANAGER Software tools to be installed on PC. (Licence for Power source must be ordered separately) (***)
050062	Unitary Licence for any single power source to be connected and used with CQM
031106	Ethernet Adaptor KIT for power source
	Technical support on site for training and first set up of the system
	(***) To exploit the maximum potential of the CQM system with a QR/Barcode reader , it is necessary to use the CQM with the special DIGITECH VP2 PREMIUM 4.0 power sources (see below). These equipments are already prepared by CEA before delivery to be connected to the QR reader/Barcodes. It is also possible - if needed - to connect these special power sources to a WiFi NETWORK by adding the part no. 031101. Note: this feature cannot be implemented afterwards on any equipment different from version DIGITECH 4.0.

INDUSTRY 4.0

CODE	DESCRIPTION
	DIGITECH VP2's READY FOR INDUSTRY 4.0 - PREPARED ALSO TO BE CONNECTED TO WIFI LAN
004707	Power source DIGITECH 3300 VP2 - 4.0 Ready - 400V Ethernet & USB socket (*)
004712	Power source DIGITECH 4000 VP2 - 4.0 Ready - 400V Ethernet & USB socket (*)
004718	Power source DIGITECH 5000 VP2 - 4.0 Ready - 400V Ethernet & USB socket (*)
004707PR	Power source DIGITECH 3300 VP2 - Premium 4.0 Ready -400V vision.FULL PACKAGE & Ethernet & USB socket (*)
004712PR	Power source DIGITECH 4000 VP2 - Premium 4.0 Ready -400V vision.FULL PACKAGE & Ethernet & USB socket (*)
004718PR	Power source DIGITECH 5000 VP2 - Premium 4.0 Ready -400V vision.FULL PACKAGE & Ethernet & USB socket (*)
050064	Unitary Licence for any single power source to be ready for INDUSTRY 4,0 requirement (***)
NOTE:	(*) Unitary licence 050064 included in the power source
	(***) This software allows to receive Input Data and return Output Data via Ethernet port
	OTHER OPTION(S)
419137	QR and Barcode WiFi reeder Additional Kit (Not included in the power source) ONLY with DIGITECH VP2 4.0 code: 004707, 004712, 004718, 004707PR, 004712PR, 004718PR
031101	Wireless transmission Kit from Power source to NETWORK for Wi-Fi transmission ONLY with DIGITECH VP2 4.0 code: 004707, 004712, 004718, 004707PR, 004712PR, 004718PR

	Ethernet Socket	USB socket for QR reader	USB socket for WIFI	CWM	CQM	Wireless QR reader	WIFI Connection kit
Digitech VP2	0			0	0		
Digitech VP2 PREMIUM	X			0	0		
Digitech VP2 4.0	X	X	X	0	0	0	0
Digitech VP2 PREMIUM 4.0	X	X	X	0	0	0	0

X = Included 0 = Compatible/Optional

EN 1090 WPQR - WPS

CODE	DESCRIPTION
	EN 1090 WPQR - WPS
051000	Collection of WPQR & WPS for DIGITECH Range - Italian
051005	Collection of WPQR & WPS for DIGITECH Range - English
051010	Collection of WPQR & WPS for DIGITECH Range - German
	CALIBRATION CERTIFICATES
	CALIBRATION CERTIFICATE FOR CONVEX, MAXIQ, QUBOX AND DIGITECH Range
	Calibration certificate of Power source and wire feeder - at the order before the delivery
	CALIBRATION CERTIFICATE FOR CONVEX, MAXIQ, QUBOX AND DIGITECH Range ALREADY DELIVERED
	Calibration certificate with Calibration made in CEA Factory (Transports cost at customer's care)
	Calibration certificate with Calibration made at CUSTOMER premises with the exclusion of: Travelling time, Milage allowance, and all other travelling and transport expenses





ACCESSORIES

MIG MAG ACCESSORIES

- 114 WIRE FEEDERS
- 115 WIRE FEEDER ACCESSORIES
- 116 FEEDING ROLLS TABLE
- 118 MIG TORCHES
- 123 WATER COOLERS
- 123 INTERCONNECTING CABLES
- 124 TROLLEYS
- 124 GROUND CABLES
- 125 GAS REDUCERS
- 125 OTHER ACCESSORIES

TIG ACCESSORIES

- 126 TIG TORCHES
- 128 TROLLEYS
- 128 GROUND CABLES
- 128 GAS REDUCERS
- 129 WATER COOLERS
- 129 OTHER ACCESSORIES

MMA ACCESSORIES

- 130 MMA TORCHES
- 130 OTHER ACCESSORIES

WIRE FEEDERS

MIG ACCESSORIES



WF5



SWF



WF6



MF4



MF4 YARD



QF7 W PRO DRIVE



HT5



HT6 PRO DRIVE



MINI MF4



YARD 4

ORDER INFORMATION

CODE	DESCRIPTIONS	MAXI I	MAXI Q	QYARD	QUBOX	DIGITECH VP2	MAXI
WIRE FEEDERS							
030635	Closed Wire Feeder WF 5 with 4 rolls (Ø 1.0 / 1.2)	●					●
030755	Closed Wire Feeder SWF STRONG FEEDER with 4 rolls (Ø 1.0 / 1.2)	●					●
030636	Wire Feeder WF 6 with 4 rolls (Ø: 1,0 / 1,2) Air cooled version	●					●
030730	Wire Feeder MF 4 Hybrid Synergic[®] with 4 rolls (Ø: 1,0 / 1,2) Air cooled version		●				
030735	Wire Feeder MF 4 W Hybrid Synergic[®] with 4 rolls (Ø: 1,0 / 1,2) Water cooled version		●				
030731	Wire Feeder MF 4 yard with 4 rolls (Ø: 1,0 / 1,2) Air cooled			●			
030736	Wire Feeder MF 4 W yard with 4 rolls (Ø: 1,0 / 1,2) Water cooled			●			
030726	Wire Feeder QF 7 W PRO DRIVE with 4 rolls (Ø: 1,0 / 1,2) Water cooled				●		
030715	Wire Feeder HT 5 with 4 rolls (Ø 1.0 / 1.2)					●	
030716	Wire Feeder HT 6 PRO DRIVE with 4 rolls (Ø 1.0 / 1.2)					●	
YARD WIRE FEEDERS - 200 mm SPOOL							
030727	Wire Feeder Mini MF 4 yard with A/V and Flowmeter - 4 rolls (Ø: 1,0 / 1,2) Air cooled			●			
030728	Wire Feeder Mini MF 4 W yard with A/V and Flowmeter - 4 rolls (Ø: 1,0 / 1,2) Water cooled			●			
030724	Wire Feeder YARD 4 with A/V and Flowmeter - 4 rolls (Ø: 1,0 / 1,2) Air cooled				●		
030729	Wire Feeder YARD 4 W with A/V and Flowmeter - 4 rolls (Ø: 1,0 / 1,2) Water cooled				●		

WIRE FEEDER ACCESSORIES

MIG ACCESSORIES



WK1



WK2



WK4



WF WHEELS KIT W. FASTENING PLATE



HK1



ADAPTOR SOCKET FOR MMA



DOUBLE FEEDER SUPPORT HT5



FASTENING PLATE FOR WF5



MXi



SPOOL COVER TR2 TR4

ORDER INFORMATION


CODE	DESCRIPTIONS											
		MF4	MF4W	MF4 YARD	MF4 W YARD	QF7 W PRO DRIVE	YAARD 4	YAARD 4 W	HT5	HT6 PRO DRIVE	WF5	SWF
WHEELS KIT												
031116	WK 1 standard wheels kit								●			
031007	WK 2 extra-large wheels kit	●	●	●	●	●		●	●			●
031116	WK 4 standard wheels kit	●	●	●	●	●			●			●
0309627	WF WHEELS KIT with fastening plate										●	
OTHER ACCESORIES												
031117	HK1 - Hanging Kit	●	●	●	●	●			●			
400034	ADAPTOR socket for MMA			●	●							
030873	Support and connction kit for double HT5 wire feeder							●				
030887	Fastening plate to fix interconnective cable to WF5										●	
031009	"MXi" to connect water cooled interconnecting cable to wire feeder											●
420430	Complete spool cover for TR2 and TR4											

FEEDING ROLLS TABLE

MIG ACCESSORIES

FEEDER MECHANISMS IN PRODUCTION


* The machine models in bold are in production



ORDER INFORMATION

CODE	Ø WIRE mm	MATERIAL	TYPE OF ROLL	Quantity per FEEDER							
				A	B	C	D	E	F	G	
458904	0,6 - 0,8	Steel	Motor	1							
458907	0,8 - 1,0	Steel	Motor	1							
458917	1,0 - 1,2	Steel	Motor	1							
458937	1,0 - 1,2	Aluminium	Motor	1							
458903	0,6 - 0,8	Steel	Motor		2		2	2			
458905	0,8 - 1,0	Steel	Motor		2		2	2			
458915	1,0 - 1,2	Steel	Motor		2		2	2			
458925	1,2 - 1,6	Steel	Motor		2		2	2			
459170	0,6 - 0,8	Steel	Motor			1					
459172	0,8 - 1,0	Steel	Motor			1					
459174	1,0 - 1,2	Steel	Motor			1					
458930	0,8 - 1,0	Aluminium	Motor		2						
458935	1,0 - 1,2	Aluminium	Motor		2						
458945	1,2 - 1,6	Aluminium	Motor		2						
458950	1,0 - 1,2	Flux cored	Motor		2		2	2			
458955	1,2 - 1,6	Flux cored	Motor		2		2	2			
458965	1,6 - (2,0) - 2,4	Flux cored	Motor		2		2	2			
458979	0,8 twin	Aluminium	Idle					2			
458981	1,0 twin	Aluminium	Idle					2			
458984	1,2 twin	Aluminium	Idle					2			
458987	1,6 twin	Aluminium	Idle					2			
458968	0,8 - 1,0 twin	Aluminium	Motor				4	2			
458970	1,0 - 1,2 twin	Aluminium	Motor				4	2			
458975	1,2 - 1,6 twin	Aluminium	Motor				4				
459180	0,8 - 1,0	Aluminium	Motor			1					
459182	1,0 - 1,2	Aluminium	Motor			1					
459190	1,0 - 1,2	Flux cored	Motor			1					
459001	All	Steel	Idle						2	2	
459002	0,6 - 0,8	Steel	Motor						2	2	
459005	0,8 - 0,9	Steel	Motor						2	2	
459003	0,8 - 1,0	Steel	Motor						2	2	
459004	1,0 - 1,2	Steel	Motor						2	2	
459010	1,0 twin	Aluminium	Idle						2		
459011	1,2 twin	Aluminium	Idle						2		
459013	1,0 twin	Aluminium	Motor						2		
459014	1,2 twin	Aluminium	Motor						2		
459020	1,0 twin	Flux cored	Idle						2		
459021	1,2 twin	Flux cored	Idle						2		
459019	1,6 twin	Flux cored	Idle						2		
459022	1,0 twin	Flux cored	Motor						2		
459023	1,2 twin	Flux cored	Motor						2		
459024	1,6 twin	Flux cored	Motor						2		


FEEDER MECHANISMS OF EQUIPMENT OUT OF PRODUCTION




CODE	Ø WIRE mm	MATERIAL	TYPE OF ROLL	Quantity per FEEDER					
				H	I	L	M	N	O
459250	0,6 - 0,8	Steel / FCW	Motor	1					
459251	0,8 - 1,0	Steel / FCW	Motor	1					
459261	1,0 - 1,2	Steel / FCW	Motor	1					
459260	0,8 - 1,0	Aluminium	Motor	1					
459107	0,6 - 0,8	Steel	Motor			1			
459125	0,8 - 1,0	Steel	Motor			1			
459159	1,0 - 1,2	Steel	Motor			1			
458846	1,0 - 1,2	Aluminium	Motor			1			
458903	0,6 - 0,8	Steel	Motor		1				2
458905	0,8 - 1,0	Steel	Motor		1				2
458915	1,0 - 1,2	Steel	Motor		1				2
458925	1,2 - 1,6	Steel	Motor		1				2
459121	0,8	Steel	Motor				1		
459161	1,0	Steel	Motor				1		
459201	1,2	Steel	Motor				1		
459241	1,6	Steel	Motor				1		
459281	2,0	Steel	Motor				1		
459123	0,8	Steel	Motor					2	
459163	1,0	Steel	Motor					2	
459203	1,2	Steel	Motor					2	
459244	1,6	Steel	Motor					2	
459284	2,0	Steel	Motor					2	
458849	1,2	Aluminium	Motor				1		
458853	1,6	Aluminium	Motor				1		
458930	0,8 - 1,0	Aluminium	Motor		1				
458935	1,0 - 1,2	Aluminium	Motor		1				
458945	1,2 - 1,6	Aluminium	Motor		1				
459333	1,2	Flux cored	Motor				1		
459242	1,6	Flux cored	Motor				1		
458950	1,0 - 1,2	Flux cored	Motor		1				2
458955	1,2 - 1,6	Flux cored	Motor		1				2
458965	1,6 - (2,0) - 2,4	Flux cored	Motor		1				2
459106	All	Steel	Idle				1		
459086	0,8	Aluminium	Idle				1	4	
459087	1,0	Aluminium	Idle				1	4	
459088	1,2	Aluminium	Idle				1	4	
459089	1,6	Aluminium	Idle				1	4	
458968	0,8 - 1,0 twin	Aluminium	Motor						2
458970	1,0 - 1,2 twin	Aluminium	Motor						2
458978	0,8 - 1,0 twin	Aluminium	Idle						2
458980	1,0 - 1,2 twin	Aluminium	Idle						2
458975	1,2 - 1,6 twin	Aluminium	Motor						2
458985	1,2 - 1,6 twin	Aluminium	Idle						2
459090	1,6	Flux cored	Idle				1	4	
459092	2,4	Flux cored	Idle				1	4	
459106	All	Steel	Idle						2

MIG TORCHES

MIG ACCESSORIES



CEA CX - CXH TORCH



CEA C TORCH



UP/DOWN TORCH

ORDER INFORMATION

CODE	DESCRIPTION				
CEA MIG TORCHES CX and CXH series					
020458	CEA Torch CX 251/3	3 m	wire Ø 0.6÷1.0		CO2 260A @60% / Mix 200A @60%
020459	CEA Torch CX 251/4	4 m	wire Ø 0.6÷1.0		CO2 260A @60% / Mix 200A @60%
020463	CEA Torch CX 351/4	4 m	wire Ø 0.8÷1.2		CO2 300A @60% / Mix 220A @60%
020465	CEA Torch CX 351/A	3 m	wire Ø 1.0÷1.2	for Aluminium	CO2 300A @60% / Mix 220A @60%
020466	CEA Torch CX 353/4	4 m	wire Ø 0.8÷1.2		CO2 340A @60% / Mix 290A @60%
020471	CEA Torch CX 451/4	4 m	wire Ø 0.8÷1.6		CO2 400A @60% / Mix 300A @60%
020472	CEA Torch CXH 302/4	4 m	wire Ø 0.8÷1.2	water cooled	CO2 300A @100% / Mix 250A @100%
020473	CEA Torch CXH 302/A	3 m	wire Ø 0.8÷1.2	water cooled for Aluminium	CO2 300A @100% / Mix 250A @100%
020479	CEA Torch CXH 402/4	4 m	wire Ø 0.8÷1.6	water cooled	CO2 500A @100% / Mix 450A @100%
020480	CEA Torch CXH 402/A	3 m	wire Ø 1.0÷1.6	water cooled for Aluminium	CO2 500A @100% / Mix 450A @100%
020481	CEA Torch CXH 502/4	4 m	wire Ø 1.0÷1.6	water cooled	CO2 500A @100% / Mix 500A @100%
CEA MIG TORCHES WITH CONSUMABLES SIMILAR TO BINZEL					
020420	CEA Torch C 15/3	3 m	wire Ø 0.6÷1.0		
020421	CEA Torch C 25/3	3 m	wire Ø 0.6÷1.0		
020422	CEA Torch C 25/4	4 m	wire Ø 0.6÷1.0		
020424	CEA Torch C 36/4	4 m	wire Ø 0.8÷1.2		
ABICOR BINZEL MIG TORCHES					
020499	BINZEL Torch MB 36 KD	4 m	wire Ø 0.8÷1.2		UP/DOWN
020498	BINZEL Torch MB 36 KD	4 m	wire Ø 0.8÷1.2		UP/DOWN 6p. for Convex Mobile
020438	BINZEL Torch ABIMIG Grip W 555 D	3 m	wire Ø 0.8÷1.6	water cooled	
020439	BINZEL Torch ABIMIG Grip W 555 D	4 m	wire Ø 0.8÷1.6	water cooled	
020430	BINZEL Torch ABIMIG Grip W 555 D	3 m	wire Ø 0.8÷1.6	water cooled	UP/DOWN
020431	BINZEL Torch ABIMIG Grip W 555 D	4 m	wire Ø 0.8÷1.6	water cooled	UP/DOWN
020432	BINZEL Torch ABIMIG Grip W 555 D	4 m	wire Ø 0.8÷1.6	water cooled	UP/DOWN 6p. for Convex Mobile
ABICOR BINZEL PUSH PULL					
020488	Push Pull Torch PP 401 D	8 m 24 V	wire Ø 0.8÷1.2	water cooled (to be ordered w. 031107 or 031113)	
020448	Push Pull Torch PP 401 D PLUS	8 m 24 V	wire Ø 0.8÷1.2	water cooled (to be ordered w. 031107 or 031113)	
031107	Push Pull Synchronizer PC Board KIT (to be ordered with the Push pull torch)				
031113	Push Pull Synchronizer PC Board KIT 24 / 42 V (to be ordered with the Push pull torch)				

UP DOWN TORCHES / PUSH PULL MATCHING

CODE	DESCRIPTION	TREO / TREDSTAR	CONVEX MOBILE	SMARTCAR	CONVEX	DOGMA	MAXI i	MAXIQ	Q-YARD	QUBOX	DIGITECH VP2
020499	BINZEL Torch MB 36 KD 4 m UP/DOWN				●	●		●	●	●	●
020498	BINZEL Torch MB 36 KD 4 m UP/DOWN 6p. for Convex Mobile		●								
020430	BINZEL Torch ABIMIG Grip W 555 D 3 m wire Ø 0,8÷1,6 water cooled UP/DOWN				●	●		●	●	●	●
020431	BINZEL Torch ABIMIG Grip W 555 D 4 m wire Ø 0,8÷1,6 water cooled UP/DOWN				●	●		●	●	●	●
020432	BINZEL Torch ABIMIG Grip W 555 D 4 m wire Ø 0,8÷1,6 water cooled UP/DOWN 6p.		●								
ABICOR BINZEL PUSH PULL											
020488	Push Pull Torch PP 401 D 8 m 24 V wire Ø 0,8÷1,2 water cooled (to be ordered w. 031107 or 031113)					●		●	●	●	●
020448	Push Pull Torch PP 401 D PLUS 8 m 24 V wire Ø 0,8÷1,2 water cooled (to be ordered w. 031107 or 031113)					●		●	●	●	●
031107	Push Pull Synchronizer PC Board KIT									●*	●*
031113	Push Pull Synchronizer PC Board KIT 24/42 V					●		●	●	●	●

* for QF4, HT5


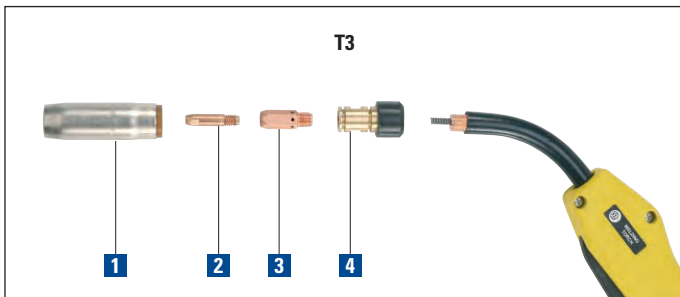
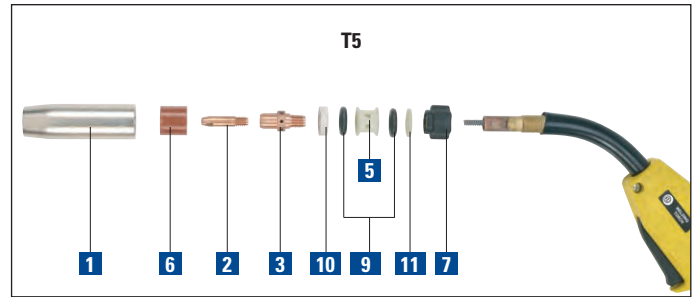
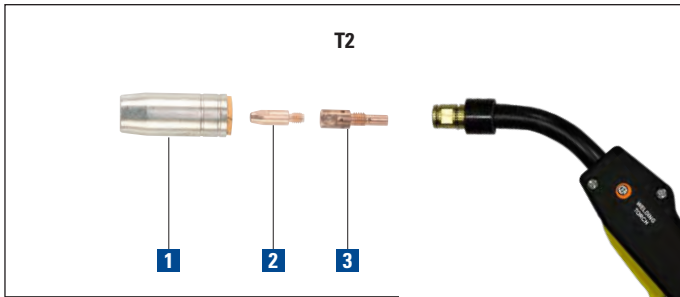

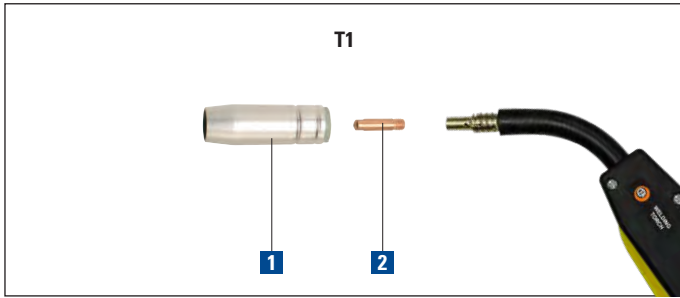


DOWNLOAD THE FULL
TORCHES CATALOGUE





CONSUMABLES FOR MIG/MAG TORCHES



ORDER INFORMATION

CODE	DESCRIPTION	T1	T2	T3		T4	T5	T6	SET / QTY			
		C 15	C 25	C 36 - MB 36 KD U/D	C 250 - CX 251	C 350 - CX 351	C 350/A - CX 351/A	D 361		C 450 - CX 451	CH 301 - CXH 302	CH 401 - CXH 402
1	GAS NOZZLES											
486120	Gas Nozzle			•					1			
486121	Gas Nozzle				•	•			1			
486137	Gas Nozzle						•		1			
486122	Gas Nozzle						•	•	1			
486127	Gas Nozzle							•	1			
486035	Gas Nozzle							•	1			
486137	Gas Nozzle						•	•	1			
486128	Cone shaped Gas Nozzle			•					1			
486151	Cone shaped Gas Nozzle				•	•			1			
486138	Cone shaped Gas Nozzle						•		1			
486182	Cone shaped Gas Nozzle	•							1			
486154	Cone shaped Gas Nozzle						•	•	1			
486206	Cone shaped Gas Nozzle		•						1			
486031	Cone shaped Gas Nozzle			•					1			
486034	Cone shaped Gas Nozzle							•	1			
486149	Cylindric gas nozzle						•		1			
486155	Cylindric gas nozzle						•		1			
486184	Narrow Cone shaped Gas Nozzle	•							1			
486210	Narrow Cone shaped Gas Nozzle		•						1			
486030	Narrow Cone shaped Gas Nozzle			•					1			
486033	Narrow Cone shaped Gas Nozzle							•	1			

CODE	DESCRIPTION	T1	T2	T3				T4		T5	T6	SET / Q.TY	
		C 15	C 25	C 36 - MB 36 KD U/D	C 250 - CX 251	C 350 - CX 351	C 350/A - CX 351/A	D 361	C 450 - CX 451	CH 301 - CXH 302	CH 401 - CXH 402		DH 411
2	CONTACT TIPS												
486171	Ø 0,6 mm Contact Tip	●											10
486177	Ø 0,6 mm Contact Tip - Cu-Cr-Zr	●											10
486173	Ø 0,8 mm Contact Tip	●											10
454808	Ø 0,8 mm Contact Tip				●			●					10
454798	Ø 0,8 mm Contact Tip					●	●		●	●			10
486189	Ø 0,8 mm Contact Tip		●										10
454820	Ø 0,8 mm Contact Tip			●								●	10
486179	Ø 0,8 mm Contact Tip - Cu-Cr-Zr	●											10
486195	Ø 0,8 mm Contact Tip - Cu-Cr-Zr		●										10
454810	Ø 0,8 mm Contact Tip - Cu-Cr-Zr				●			●					5
454797	Ø 0,8 mm Contact Tip - Cu-Cr-Zr					●	●		●	●			5
454824	Ø 0,8 mm Contact Tip - Cu-Cr-Zr			●								●	10
454838	Ø 1,0 mm Contact Tip				●								10
486175	Ø 1,0 mm Contact Tip	●											10
454878	Ø 1,0 mm Contact Tip					●	●		●	●	●	●	10
486191	Ø 1,0 mm Contact Tip		●										10
454821	Ø 1,0 mm Contact Tip			●								●	10
486181	Ø 1,0 mm Contact Tip - Cu-Cr-Zr	●											10
454876	Ø 1,0 mm Contact Tip - Cu-Cr-Zr					●	●		●	●	●	●	5
454844	Ø 1,0 mm Contact Tip - Cu-Cr-Zr				●			●					5
486197	Ø 1,0 mm Contact Tip - Cu-Cr-Zr		●										10
454825	Ø 1,0 mm Contact Tip - Cu-Cr-Zr			●								●	10
486203	Ø 1,0 mm Contact Tip for Al		●										10
454851	Ø 1,0 mm Contact Tip for Al			●								●	10
454958	Ø 1,2 mm Contact Tip					●	●		●	●	●	●	10
454845	Ø 1,2 mm Contact Tip				●			●					10
486193	Ø 1,2 mm Contact Tip		●										10
454822	Ø 1,2 mm Contact Tip			●								●	10
486199	Ø 1,2 mm Contact Tip - Cu-Cr-Zr		●										10
454957	Ø 1,2 mm Contact Tip - Cu-Cr-Zr					●	●		●	●	●	●	5
454846	Ø 1,2 mm Contact Tip - Cu-Cr-Zr				●			●					5
454826	Ø 1,2 mm Contact Tip - Cu-Cr-Zr			●								●	10
486205	Ø 1,2 mm Contact Tip for Al		●										10
454852	Ø 1,2 mm Contact Tip for Al			●								●	10
454998	Ø 1,6 mm Contact Tip							●		●	●	●	10
454823	Ø 1,6 mm Contact Tip											●	10
454997	Ø 1,6 mm Contact Tip - Cu-Cr-Zr							●		●	●	●	5
454827	Ø 1,6 mm Contact Tip - Cu-Cr-Zr									●	●	●	10
454853	Ø 1,6 mm Contact Tip for Al											●	10
455168	Ø 2,0 mm Contact Tip								●		●		10
455167	Ø 2,0 mm Contact Tip - Cu-Cr-Zr								●		●		5
3	GAS DIFFUSERS												
423220	Gas Diffuser				●			●					1
423221	Gas Diffuser					●	●						1
423422	Gas Diffuser							●					1
423218	Gas Diffuser								●				1
423219	Gas Diffuser									●	●		1
455445	Gas Diffuser										●		1
423217	Gas Diffuser		●										1
423423	Ceramic Gas Diffuser			●									1
423421	Gas Diffuser												1
423420	Gas Diffuser											●	1
4	GAZ NOZZLE SUPPORTS												
452220	Gas nozzle support				●			●					1
452221	Gas nozzle support					●	●						1
452222	Gas nozzle support							●					1
452224	Gas nozzle support								●				1
452223	Gas nozzle support									●	●		1
452226	Gas nozzle support			●									1
452225	Gas nozzle support											●	1



ORDER INFORMATION

CODE	DESCRIPTION	T1	T2	T3					T4			T5	T6	SET / Q.TY
		C 15	C 25	C 36 - MB 36 KD U/D	C 250 - CX 251	C 350 - CX 351	C 350/A - CX 351/A	D 361	C 450 - CX 451	CH 301 - CXH 302	CH 401 - CXH 402	DH 411	CH 501 - CXH 502	
5	OTHER													
424391	Spacer											●		1
6	OTHER													
407516	Insulation bush											●		1
7	OTHER													
430788	Locknut											●		1
8	OTHER													
458327	Insulating washer									●	●			1
400462	Insulating washer								●					1
9	OTHER													
433599	Seal											●		1
10	OTHER													
458304	Insulating washer											●		1
11	OTHER													
458305	Pressure washer											●		1
LINER AND LINER LOCKING COLLETS														
454704	Liner locking collet	●	●	●	●	●	●	●	●	●	●	●	●	1
415620	Liner locking collet Ø 4.0													1
415621	Liner locking collet Ø 4.7												●	1
432345	Liner 3 m for wire Ø 0.6÷0.8	●	●	●									●	1
432405	Liner 3 m for wire Ø 1.0÷1.2					●								1
432350	Liner 3 m for wire Ø 1.0÷1.2	●	●	●									●	1
432401	Liner 3 m for wire Ø 1.0÷1.2													1
432419	Liner 3 m for wire Ø 1.0÷1.2					●								1
432394	Liner 3 m for wire Ø 1.0÷1.2									●				1
432430	Carbon teflon / Bronze liner 3 m for wire Ø 1.0÷1.2		●	●									●	1
432395	Liner 3 m for wire Ø 1.2÷1.6									●				1
432421	Liner 3 m for wire Ø 1.2÷1.6													1
432425	Liner 3 m for wire Ø 1.4÷1.6												●	1
432428	Carbon teflon liner 3 m for wire Ø 1.6 Al												●	1
432396	Liner 3 m for wire Ø 2.0÷2.4													1
432355	Liner 4 m for wire Ø 0.6÷0.8		●	●	●	●			●				●	1
432402	Liner 4 m for wire Ø 0.6÷1.0							●						1
432360	Liner 4 m for wire Ø 1.0÷1.2		●	●		●				●			●	1
432406	Liner 4 m for wire Ø 1.0÷1.2							●			●			1
432390	Liner 4 m for wire Ø 1.0÷1.2									●		●		1
432431	Carbon teflon / Bronze liner 4 m for wire Ø 1.0÷1.2			●									●	1
432407	Liner 4 m for wire Ø 1.2÷1.6										●			1
432391	Liner 4 m for wire Ø 1.2÷1.6									●		●		1
432426	Liner 4 m for wire Ø 1.4÷1.6												●	1
432429	Carbon teflon liner 4 m for wire Ø 1.6 Al												●	1
432393	Liner 4 m for wire Ø 1.6÷2.4													1
432418	Carbon teflon / Bronze 4 m for wire Ø 0.8÷1.0 Al	●	●	●	●	●	●	●	●	●	●	●	●	1
432416	Carbon teflon / Bronze 4 m for wire Ø 1.2÷1.6 Al	●	●	●		●	●	●	●	●	●	●	●	1

WATER COOLERS

MIG ACCESSORIES



IR 14



HR 32
HR 30
HR 42-LC Reinforced Pump




HR 31
HR 41-LC Reinforced Pump

CODE	DESCRIPTION	CONVEX MOBILE	CONVEX	Q YARD	DIGITECH 3200 VP2	DIGITECH VP2 3300 / 4000 / 5000	COMPACT 410	MAXI
032050	Water cooling equipment IR 14 400 V						≈	≈
032055	Water cooling equipment IR 14 230 V						≈	≈
032090	Water cooling equipment HR 30 400 V	≈	≈	≈	≈	≈		
032095	Water cooling equipment HR 31 400 V					≈		
032098	Water cooling equipment HR 32 400 V	≈	≈	≈	≈			
032105	Water cooling equipment HR 41-LC 400 V reinforced pump - 4,5 bar - for connection length over 20 m					≈		
032107	Water cooling equipment HR 42-LC 400 V reinforced pump - 4,5 bar - for connection length over 20 m			≈				

INTERCONNECTING CABLES

MIG ACCESSORIES



ANALOGIC INTERCONNECTING CABLES

DIGITAL INTERCONNECTING CABLES

CODE	DESCRIPTION	MAXI I	MAXI Q	QYARD	QUBOX	DIGITECH VP2	MAXI
010930	1,2 m Air cooled Interconnecting cable Power source-Wire feeder	●					●
010935	5 m Air cooled Interconnecting cable Power source-Wire feeder	●					●
010940	10 m Air cooled Interconnecting cable Power source-Wire feeder	●					●
020894	20 m / 70 mm ² Air cooled	●					●
020845	30 m / 70 mm ² Air cooled	●					●
010945	1,2 m Water cooled Interconnecting cable Power source-Wire feeder	≈					≈
010950	5 m Water cooled Interconnecting cable Power source-Wire feeder	≈					≈
010955	10 m Water cooled Interconnecting cable Power source-Wire feeder	≈					≈
020844	20 m / 70 mm ² Water cooled	≈					≈
010866	1,2 m Air cooled Interconnecting cable Power source-Wire feeder		●	●	●	●	
010864	4 m Air cooled Interconnecting cable Power source-Wire feeder		●	●	●	●	
010867	5 m Air cooled Interconnecting cable Power source-Wire feeder		●	●	●	●	
010868	10 m Air cooled Interconnecting cable Power source-Wire feeder		●	●	●	●	
010871	20 m / 70 mm ² Air cooled		●	●	●	●	
010869	30 m / 70 mm ² Air cooled		●	●	●	●	
010872	40 m / 70 mm ² Air cooled		●	●	●	●	
010839	1,2 m Water cooled Interconnecting cable Power source-Wire feeder		≈	≈	≈	≈	
010841	4 m Water cooled Interconnecting cable Power source-Wire feeder		≈	≈	≈	≈	
010842	5 m Water cooled Interconnecting cable Power source-Wire feeder		≈	≈	≈	≈	
010846	10 m Water cooled Interconnecting cable Power source-Wire feeder		≈	≈	≈	≈	
010859	15 m / 70 mm ² Water cooled		≈	≈	≈	≈	
010854	20 m / 70 mm ² Water cooled		≈	≈	≈	≈	
010861	25 m / 70 mm ² Water cooled for with 032105 - HR 41-LC			≈		≈	
010876	30 m / 70 mm ² Water cooled for with 032105 - HR 41-LC			≈		≈	

TROLLEYS FOR MIG EQUIPMENT

MIG ACCESSORIES



VT 101



CT 401



CT 45



CT 70



CT 75



CT 72



WK 2



Accessory BOX KIT /
SUPPORT PLATE



WK 3

CODE	DESCRIPTION	TREO TREOSTAR	CONVEX MOBILE	CONVEX	Q-YARD	DIGITECH VP2
031007	WK 2 extra-large wheels kit		●			
031008	WK 3 extra-large wheels kit for Q-YARD (without cylinder holder)				●	
234929	Trolley VT 101 for power source, cylinder	●				
234931	Trolley CT 401 for power source, cylinder		●			
234909	Trolley CT 45 for power source, cylinder			●		
234914	Trolley CT 70 with 4 rolls for power source, cooling equipment and cylinder (and autotransformer)			●	●	●
234928	Trolley CT 75 with 4 rolls for power source, cooling equipment and cylinder (and autotransformer)			●	●	●
234923	Trolley CT 72 LARGE with 4 rolls for power source, cooling equipment and cylinder (and autotransformer)				●	●
344013	Accessory BOX KIT (to be ordered with HR32)		●			
449478	Adaptor support plate for CONVEX MOBILE mounted on CT401		●			

GROUND CABLES

MIG ACCESSORIES



25 mm² / 3 m Ground cable



35 mm² / 4 m Ground cable



50 mm² / 4 m Ground cable



70 mm² / 4 m Ground cable

CODE	DESCRIPTION
239618	25 mm ² / 3 m Ground cable with clamp
239601	35 mm ² / 4 m Ground cable with clamp
239603	50 mm ² / 4 m Ground cable with clamp
239607	70 mm ² / 4 m Ground cable with clamp

GAS REDUCERS

MIG ACCESSORIES



Reducer with 2 manometers ("MINI" Type)



Reducer with 2 manometers



Reducer with flowmeter and 1 manometer



Reducer with flowmeter, 2 manometers and preheater

CODE	DESCRIPTION
020851	Reducer with 2 manometers ("MINI" Type)
020855	Reducer with 2 manometers
020916	Reducer with flowmeter and 1 manometer
020859	Reducer with flowmeter, 2 manometers and preheater 48 V
020810	Reducer with flowmeter, 2 manometers and preheater 230 V

OTHER ACCESSORIES

MIG ACCESSORIES



UltraLUX Welding Mask



CL-1100 cooling liquid 5l



Anti spatterd Spray



Autotransformer A13-H

CODE	DESCRIPTION
020851	UltraLUX infinite shade adjustment from DIN 9÷13 by potentiometer
020855	Autotransformer A13-H 220/400 V 50/60 Hz 3 phase
020916	Cea CL-1100 cooling liquid - 5 l Tank
	ANTI SPATTER SPRAY
407222	ECOZWELD - 400 ml - Ecologic water based anti-spatter spray - Chlorinated and Silicon free
407222A	Package of 12 pieces of ECOZWELD - 400 ml
407223	CERAMXWELD - 500 ml - Ceramic based long lasting anti-spatter spray (*) - Chlorinated and Silicon Free
407223A	Package of 12 pieces of CERAMXWELD - 500 ml (*)

*resist up to 1500°C




TIG TORCHES

TIG ACCESSORIES



CEA TXA/TXH TORCHES



CEA TXA/TXH UP/DOWN TORCHES



CEA RTX TORCHES



Kit Button / Potentiometer



Kit Button / UP/DOWN

DOWNLOAD THE
FULL TORCHES
CATALOGUE



ORDER INFORMATION

CODE	DESCRIPTION	
CEA TIG TORCHES: TXA and TXH series		
020553	CEA Torch TXA 17.4	4 m - 140 A 60% (DC)
020555	CEA Torch TXA 17.8	8 m - 140 A 60% (DC)
020562	CEA Torch TXA 26.4	4 m - 250 A 60% (DC)
020567	CEA Torch TXA 26.8	8 m - 250 A 60% (DC)
020662	CEA Torch TXA 26.4 "UP/DOWN"	4 m - 250 A 60% (DC)
020663	CEA Torch TXA 26.8 "UP/DOWN"	8 m - 250 A 60% (DC)
020667	CEA Torch Mini TXH 20.4	4 m - 250 A 100% (DC) - water cooled
020668	CEA Torch Mini TXH 20.8	8 m - 250 A 100% (DC) - water cooled
020680	CEA Torch Mini TXH 20.4 "UP/DOWN"	4 m - 250 A 100% (DC) - water cooled
020681	CEA Torch Mini TXH 20.8 "UP/DOWN"	8 m - 250 A 100% (DC) - water cooled
020672	CEA Torch TXH 18.4	4 m - 320 A 100% (DC) - water cooled
020673	CEA Torch TXH 18.8	8 m - 320 A 100% (DC) - water cooled
020677	CEA Torch TXH 18.4 "UP/DOWN"	4 m - 320 A 100% (DC) - water cooled
020678	CEA Torch TXH 18.8 "UP/DOWN"	4 m - 320 A 100% (DC) - water cooled
454570	Kit Torches Button with Potentiometer to upgrade TXA and TXH standard TIG Torches	
454567	Kit Torches Button with "UP/DOWN" to upgrade TXA and TXH standard TIG Torches	
TIG TORCHES WITH BUILT-IN GAS VALVE FOR TOUCH-START TECHNIQUE		
020556	Torch RTX 9.4 4 m - 110 A 35%	25 mm ² quick connector
020558	Torch RTX 17.4 4 m - 140 A 35%	
020559	Torch RTX 17.8 8 m - 140 A 35%	
020568	Torch RTX 26.4 4 m - 180 A 35%	
020569	Torch RTX 26.8 8 m - 180 A 35%	

All the torches are completed with Tungsten electrode



CODE	DESCRIPTION	TIG TORCH												SET / QTY
		TA 9 / TXA 9	RTA 9 / RTX 9	RTA 17 / RTX 17	TA 17 / TXA 17	RTA 26 / RTX 26	TA 26-TXA 26	TG 26	TA 27-TXA 27	TH 19-TXH 19	TH 18-TXH 18	TW 18	TH 20-TXH 20	
1	CERAMIC NOZZLES													
486091	Ceramic nozzle Gr.4 - int. Ø 6,5 mm	●	●									●	●	1
486068	Ceramic nozzle Gr.4 - int. Ø 6,5 mm					●	●	●	●	●	●	●	●	1
486092	Ceramic nozzle Gr.5 - int. Ø 8 mm	●	●									●	●	1
486069	Ceramic nozzle Gr.5 - int. Ø 8 mm			●	●	●	●	●	●	●	●	●	●	1
486093	Ceramic nozzle Gr.6 - int. Ø 10 mm	●	●									●	●	1
486070	Ceramic nozzle Gr.6 - int. Ø 10 mm			●	●	●	●	●	●	●	●	●	●	1
486094	Ceramic nozzle Gr.7 - int. Ø 11 mm	●	●									●	●	1
486071	Ceramic nozzle Gr.7 - int. Ø 11 mm			●	●	●	●	●	●	●	●	●	●	1
486072	Ceramic nozzle Gr.8 - int. Ø 12 mm			●	●							●	●	1
2	COLLET HOLDERS													
451985	Collet holder Ø 1,0 mm	●	●									●	●	1
426025	Collet holder Ø 1,0 mm			●	●									1
451986	Collet holder Ø 1,6 mm	●	●									●	●	1
426021	Collet holder Ø 1,6 mm			●	●	●	●	●	●	●	●			1
451987	Collet holder Ø 2,4 mm	●	●									●	●	1
426022	Collet holder Ø 2,4 mm			●	●	●	●	●	●	●	●			1
426023	Collet holder Ø 3,2 mm			●	●	●	●	●	●	●	●			1
451988	Collet holder Ø 3,2 mm											●	●	1
426024	Collet holder Ø 4,0 mm											●	●	1
3	COLLETS													
450785	Collet Ø 1,0 mm	●	●									●	●	1
450793	Collet Ø 1,0 mm			●	●									1
450786	Collet Ø 1,6 mm	●	●									●	●	1
450794	Collet Ø 1,6 mm			●	●	●	●	●	●	●	●			1
450787	Collet Ø 2,4 mm	●	●									●	●	1
450795	Collet Ø 2,4 mm			●	●	●	●	●	●	●	●			1
450796	Collet Ø 3,2 mm			●	●	●	●	●	●	●	●			1
450788	Collet Ø 3,2 mm											●	●	1
450797	Collet Ø 4,0 mm											●	●	1
4	NOZZLES SIDE INSULATION RINGS													
436141	Insulating ring	●	●									●	●	1
436148	Insulating ring			●	●	●	●	●	●	●	●			1
5	SEALS													
433480	Seal	●	●									●	●	1
433482	Seal			●	●	●	●	●	●	●	●			1
6	CAPS													
410556	Short cap	●	●									●	●	1
410570	Short cap			●	●	●	●	●	●	●	●			1
410557	Long cap	●	●									●	●	1
410560	Long cap			●	●	●	●	●	●	●	●			1
	GAS LENS CERAMIC NOZZLES													
486096	GAS LENS Ceramic nozzle Gr. 5 - int.Ø 8 mm											●	●	1
486097	GAS LENS Ceramic nozzle Gr. 6 - int.Ø 10 mm	●	●									●	●	1
486064	GAS LENS Ceramic nozzle Gr. 6 - int.Ø 10 mm			●	●	●	●	●	●	●	●			1
486098	GAS LENS Ceramic nozzle Gr. 7 - int.Ø 11 mm	●	●									●	●	1
486065	GAS LENS Ceramic nozzle Gr. 7 - int.Ø 11 mm			●	●	●	●	●	●	●	●			1
486066	GAS LENS Ceramic nozzle Gr. 8 - int.Ø 12 mm			●	●	●	●	●	●	●	●			1
	GAS LENS COLLET HOLDERS													
451995	GAS LENS Collet holder Ø 1,6 mm	●	●									●	●	1
451998	GAS LENS Collet holder Ø 1,6 mm			●	●	●	●	●	●	●	●			1
451996	GAS LENS Collet holder Ø 2,4 mm	●	●									●	●	1
451999	GAS LENS Collet holder Ø 2,4 mm			●	●	●	●	●	●	●	●			1
451994	GAS LENS Collet holder Ø 3,2 mm			●	●	●	●	●	●	●	●			1
451997	GAS LENS Collet holder Ø 3,2 mm											●	●	1
451989	GAS LENS Collet holder Ø 4,0 mm											●	●	1

TROLLEYS FOR TIG EQUIPMENT

TIG ACCESSORIES



VT 101



VT 200
with adaptor support plate



CT 401



CT 70



CT 75



CT 80

CODE	DESCRIPTION	MATRIX 2200 HF	MATRIX 2600 HF	MATRIX 3000 HF	MATRIX 3001 HF	MATRIX 4200 HF	MATRIX X 220 HF	MATRIX X 300 HF	MATRIX 2200 AC/DC	MATRIX 3000 AC/DC	MATRIX 4100 AC/DC	MATRIX 5100 AC/DC	MATRIX X 220 AC/DC	MATRIX X 300 AC/DC	MATRIX X 400 AC/DC	MATRIX X 500 AC/DC
234929	Trolley VT 101 for power source, cylinder	●														
234921	Trolley VT 200 for power source, HR 23 cooling equipment and cylinder															
234931	Trolley CT 401 for power source, cylinder															
234914	Trolley CT 70 with 4 rolls for power source, cooling equipment and cylinder (and autotransformer)															
234928	Trolley CT 75 with 4 rolls for power source, cooling equipment and cylinder (and autotransformer)															
234932	Trolley CT 80 with 4 rolls for power source, cooling equipment and cylinder (and autotransformer)															
031166	Adaptor support plate for MATRIX 4200 HF in used with CT 401 and HR 30/32															

GROUND CABLES



16 / 25 mm² / 3 m Ground cable



50 mm² / 4 m Ground cable

CODE	DESCRIPTION
239624	16 mm ² / 3 m Ground cable with clamp
239618	25 mm ² / 3 m Ground cable with clamp
239601	35 mm ² / 4 m Ground cable with clamp
239603	50 mm ² / 4 m Ground cable with clamp

GAS REDUCERS



Reducer with 2 manometers ("MINI" Type)



Reducer with flowmeter and 1 manometer

CODE	DESCRIPTION
020851	Reducer with 2 manometers ("MINI" Type)
020916	Reducer with flowmeter and 1 manometer

WATER COOLERS

TIG ACCESSORIES



HR 22 / HR 23



HRX 20 / HRX 30



HR 30 / HR 32



HRX 52

CODE	DESCRIPTION	MATRIX 2200 HF	MATRIX 2600 HF	MATRIX 3000 HF	MATRIX 3001 HF	MATRIX 4200 HF	MATRIX X 220 HF	MATRIX X 300 HF	MATRIX 2200 AC/DC	MATRIX 3000 AC/DC	MATRIX 4100 AC/DC	MATRIX 5100 AC/DC	MATRIX X 220 AC/DC	MATRIX X 300 AC/DC	MATRIX X 400 AC/DC	MATRIX X 500 AC/DC
032065	Water cooling equipment HR 22	≈							≈							
032060	Water cooling equipment HR 23		≈						≈							
032090	Water cooling equipment HR 30					≈					≈					
032098	Water cooling equipment HR 32					≈					≈					
032120	Water cooling equipment HRX 20						≈						≈			
032115	Water cooling equipment HRX 30							≈						≈		
032130	Water cooling equipment HRX 52															≈
414363	Input cable Adapter to connect HR 23 with MATRIX 4200 HF															

OTHER ACCESSORIES

TIG ACCESSORIES



PR7



Adapter for simultaneous connection of Torch and PSR 7



CD 6/8



KIT A6



TSA1 TIG Simple Automation KIT



DFX1 / DFX5 Dust Filter



UltraLUX



CL-1100

CODE	DESCRIPTION
REMOTE CONTROLS	
020919	PSR 7 5 m foot remote control
460056	Adapter for simultaneous connection of Torch and PSR 7
236243	CD 6/8 8 m remote control with geared down potentiometer
OTHER	
46005	A6 Connection kit for non-standard Torch
031118	TSA1 TIG Simple Automation KIT - (Torch trigger - Arc On - Current Adj. 0-10 V) for MATRIX X 220 / X 300
031119	TSA5 TIG Simple Automation KIT - (Torch trigger - Arc On - Current Adj. 0-10 V) for MATRIX X 400 / X 500
353485	DFX1 Dust Filter for MATRIX X 220 / X 300
353486	DFX5 Dust Filter for MATRIX X 400 / X 500
020851	UltraLUX infinite shade adjustment from DIN 9÷13 by potentiometer
402275A	Cea CL-1100 cooling liquid - 5 l Tank



TIG TORCHES WITH BUILT-IN GAS VALVE



ORDER INFORMATION

CODE	DESCRIPTION
TIG TORCHES WITH BUILT-IN GAS VALVE FOR TOUCH-START TECHNIQUE	
020558	Torch RTX 17.4 4 m - 140 A 35%
020559	Torch RTX 17.8 8 m - 140 A 35%
020568	Torch RTX 26.4 4 m - 180 A 35%
020569	Torch RTX 26.8 8 m - 180 A 35%

DOWNLOAD THE
FULL TORCHES
CATALOGUE



CEA RTX TORCHES

OTHER ACCESSORIES

MMA ACCESSORIES



Remote control



Trolley CT 10



Roll bar protection kit



Carrying Belt Kit



Rainbow Bag

ORDER INFORMATION

CODE	DESCRIPTION
ACCESSORY KIT	
460281	3+2 m 16 mm² cables with electrodeholder pincer, ground clamp and 50 mm ²
460286	4+3 m 25 mm² cables with electrodeholder pincer, ground clamp and 50 mm ² safety connections - brush/hammer - shield with lens
460292	4+3 m 35 mm² cables with electrodeholder pincer, ground clamp and 50 mm ² safety connections - brush/hammer - shield with lens
460262	4+3 m 50 mm² cables with electrodeholder pincer, ground clamp and 50 mm ² safety connections - brush/hammer - shield with lens
460264	4+3 m 70 mm² cables with electrodeholder pincer, ground clamp and 70 mm ² safety connections - brush/hammer - shield with lens
REMOTE CONTROLS	
236243	CD 6/8 8 m manual remote control
236244	CD 6/25 25 m manual remote control
236249	CD 6/50 50 m manual remote control
OTHER	
234912	Transport Trolley CT 10
031150	Roll bar protection kit
201752	Kit of 2 male 50 mm ² safety connections
031100	CB 2 carrying Belt Kit
030963	Rainbow Bag

SYMBOLS LIST



MIG/MAG welding



TIG HF welding



MIG Pulsed welding



TIG-Lift welding



MIG Double Pulsed welding



MMA welding with stick electrode



Single phase input



Ability to store personalized welding parameters up to 99 Jobs



Three phase input



Energy Saving function to operate the power source cooling fan and torch water cooling only when necessary



Constant Current and Constant Voltage



High Resolution digital display



Constant Current



Step adjustment



Constant Voltage



TIG pulsation



Direct current output



Alternative and direct current output



Synergic adjustment



Shunt Adjustment



Voltage reduction device



CEA

Costruzioni Elettromeccaniche Annettoni S.p.A.

C.so E. Filiberto, 27 23900 LECCO - ITALY

Cas. Post. (P.O. BOX) 205

Tel. +39 0341 22322 Fax +39 0341 422646

export@ceaweld.com

www.ceaweld.com

Technical characteristics might change without notice.

© CEA

Costruzioni Elettromeccaniche Annettoni S.P.A.

September 2023